


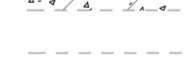
2026-05-01 4:33:14 PM C:\Users\songant\Documents\164-25-165_A_26_anita.song.rvt


DEMOLITION NOTES

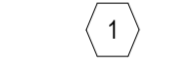
| No. | DESCRIPTION |
|-----|--|
| 1 | REMOVE EXISTING FLOOR MOUNTED OR WALL MOUNTED MIRRORS, DISPENSERS AND OTHER ACCESSORIES. MAKE GOOD FLOOR AND WALLS TO ACCEPT NEW FINISHES. REMOVE ALSO PLUMBING FIXTURES (SEE MECHANICAL). |
| 2 | REMEDIATION OF GWS ON 25% OF WALLS TO REMOVE MOLD. REMOVE EXISTING CARPET, BASEBOARD AND UNDERLAY. IF VCT OR VAT IS PRESENT UNDER CARPET DO NOT REMOVE. MAKE GOOD FLOOR SURFACE TO ACCEPT NEW CARPET FINISH. REFER TO FLOOR FINISH PLAN. |
| 3 | REMOVE DEMOUNTABLE PARTITIONS INCLUDING DOORS AND GLAZING. |
| 4 | REMOVE EXISTING LOCKSET FROM CORRIDOR DOOR. PREPARE DOOR TO ACCEPT NEW LOCKSET (SEE DOOR SCHEDULE). |
| 5 | REMOVE EXISTING DOOR AND FRAME. |
| 6 | REMOVE EXISTING PLUM WINDOW SILLS. GRILLES ALSO TO BE REMOVED (SEE MECHANICAL). |
| 7 | REMOVE EXISTING KITCHEN CABINETS (SEE MECH. DWG'S FOR PLUMBING WORK). |
| 8 | REMOVE EXISTING DOOR AND FRAME. SALVAGE DOOR AND REMOVE LOCKSET FROM CORRIDOR DOOR. PREPARE DOOR TO ACCEPT NEW LOCKSET AND REINSTALLED WITH NEW FRAME. (SEE DOOR SCHEDULE). |
| 9 | REMOVE EXISTING DEMOUNTABLE PARTITION ONLY TO THE PANEL JOINT - LEAVE REMAINING PANEL INTACT. |
| 10 | REMOVE WALL COVERING FROM ROOM & WHERE NOTED ON PLAN & WHEREVER PRESENT WITHIN PROJECT SCOPE AREA. ENSURE WALL PARTITION IS IN GOOD CONDITION TO ACCEPT NEW FINISHES. |
| 11 | REMOVE EXISTING RECESSED DRINKING FOUNTAIN (SEE MECH. DWG'S). |
| 12 | EXISTING DEMOUNTABLE PARTITION W/ GLAZING TO REMAIN. |
| 13 | REMOVE EXISTING VINYL FLOORING AND BASEBOARDS. MAKE GOOD EXISTING SLAB TO ACCEPT NEW FLOOR FINISHES. (REFER TO FLOORING PLAN). REFER ALSO TO DISR. |
| 14 | REMOVE EXISTING PRINTED FILM FROM ELEVATOR DOOR PANELS. MAKE GOOD AND CLEAN SURFACES TO ACHIEVE UNIFORM FINISH FREE OF ADHESIVE RESIDUE TO RECEIVE NEW PAINT. |
| 15 | REMOVE ALL WALL ATTACHED ITEMS, INCL. BUT NOT LIMITED TO: SCONES, PANELS, AND ACCESSORIES. CLEAN, PATCH, AND REPAIR SURFACES AS REQUIRED TO ACHIEVE A SMOOTH, UNIFORM FINISH. FASTENER HOLES, DAMAGE, OR IRREGULARITIES. |
| 16 | REMOVE EXISTING DEMOUNTABLE PARTITION. DO NOT REMOVE EXISTING WALL COVERING FROM ROOM & WHERE NOTED ON PLAN & WHEREVER PRESENT WITHIN PROJECT SCOPE AREA. ENSURE WALL PARTITION IS IN GOOD CONDITION TO ACCEPT NEW FINISHES. |
| 17 | REMOVE EXISTING WASHROOM PARTITION. PATCH AND REPAIR SURFACES AS REQUIRED TO ACHIEVE A SMOOTH UNIFORM FINISH TO RECEIVE NEW FINISH. |
| 18 | REMOVE EXISTING WASHROOM PARTITION. PATCH AND REPAIR SURFACES AS REQUIRED TO ACHIEVE A SMOOTH UNIFORM FINISH TO RECEIVE NEW FINISH. |
| 19 | REMOVE EXISTING WASHROOM PARTITION. PATCH AND REPAIR SURFACES AS REQUIRED TO ACHIEVE A SMOOTH UNIFORM FINISH TO RECEIVE NEW FINISH. |
| 20 | REMOVE EXISTING WASHROOM PARTITION. PATCH AND REPAIR SURFACES AS REQUIRED TO ACHIEVE A SMOOTH UNIFORM FINISH TO RECEIVE NEW FINISH. |

LEGEND - DEMOLITION

 DOOR TO BE DEMOLISHED

 WALLS TO BE DEMOLISHED

 WALL TO REMAIN


 DEMOLITION NOTES

Room name
101

EXISTING ROOM NAME & NUMBER

± 2382

EXISTING DIMENSION (SITE VERIFY)

 OUT OF SCOPE AREA

GENERAL NOTES - DEMOLITION:

1. THIS DRAWING IS TO BE READ IN CONJUNCTION WITH THE MECHANICAL AND ELECTRICAL DRAWINGS.

2. ROOM NUMBERS SHOWN ARE EXISTING ROOM NUMBERS. REFER TO NEW WORK DRAWING FOR NEW ROOM NUMBERS.

3. FOR ALL HAZARDOUS MATERIALS REMOVAL PROCEDURES, REFER TO GENERAL SPECIFICATION FOR HAZARDOUS MATERIALS REPORT AND SCOPE OF WORK. CONTRACTOR IS RESPONSIBLE FOR DEMOLITION OF DESIGNATED SUBSTANCES AS NOTED IN THE SCOPE OF WORK AND FOR MATERIALS NOTED IN THE HAZARDOUS MATERIALS REPORT WHERE AFFECTED BY CONSTRUCTION INCLUDING BUT NOT LIMITED TO MECHANICAL AND ELECTRICAL WORK.

4. DUST PROOF TEMPORARY HOARDING MUST BE IN PLACE PRIOR TO ANY REMOVALS WORK. TEMPORARY HOARDING TO BE FACED ON PUBLIC SIDE BY IMPACT RESISTANT DRYWALL, TAPED, FILLED, PAINTED TO COMPLETELY SEPARATE THE WORK AREA FROM THE PUBLIC AREA. UPON COMPLETION OF THE WORK, REMOVE HOARDING, PATCH AND MAKE GOOD ALL DISTURBED AREAS TO MATCH EXISTING. HOARDING MUST MAINTAIN ACCESS TO EENTS AND MUST NOT REDUCE THE CORRIDOR WIDTH TO LESS THAN THAT PERMITTED BY THE OBC.

5. REMOVE ALL WALLS, SCONES, WALL PLUGS, WALL CLIPS, STAPLES FROM EXISTING WALLS. PATCH, REPAIR, AND MAKE GOOD WALL SURFACES.

6. REMOVE ALL AFFECTED MILLWORK & OTHER EXISTING WALL MOUNTED ITEMS SUCH AS BULLETIN BOARDS, PEGBOARDS, CHALKBOARDS AND ACCESSORIES AS NOTED ON THE DRAWINGS. CONTRACTOR SHALL ASK APPROVAL FROM U OF T REPRESENTATIVE BEFORE DISPOSING OF REMOVED ITEMS. MATERIALS & ITEMS THAT WILL NOT BE DISPOSED OF SHALL BE TAKEN BY THE CONTRACTOR TO A STORAGE AREA DESIGNATED BY THE U OF T REPRESENTATIVE.

7. REMOVE AND RETAIN ALL LOCKSETS/CYLINDERS AND ELECTRIC STRIKES, CLOSERS AND DOOR OPERATORS FROM DOORS TO BE SALVAGED AS NOTED ON THE DRAWINGS AND HAND OVER TO U OF T.

8. REMOVE AND RETAIN ALL LOCKSETS/CYLINDERS AND ELECTRIC STRIKES, CLOSERS AND DOOR OPERATORS FROM DOORS TO BE SALVAGED AS NOTED ON THE DRAWINGS AND HAND OVER TO U OF T.

9. REMOVE AND SALVAGE EXISTING DOORS AND FRAMES AS NOTED ON THE DRAWINGS.

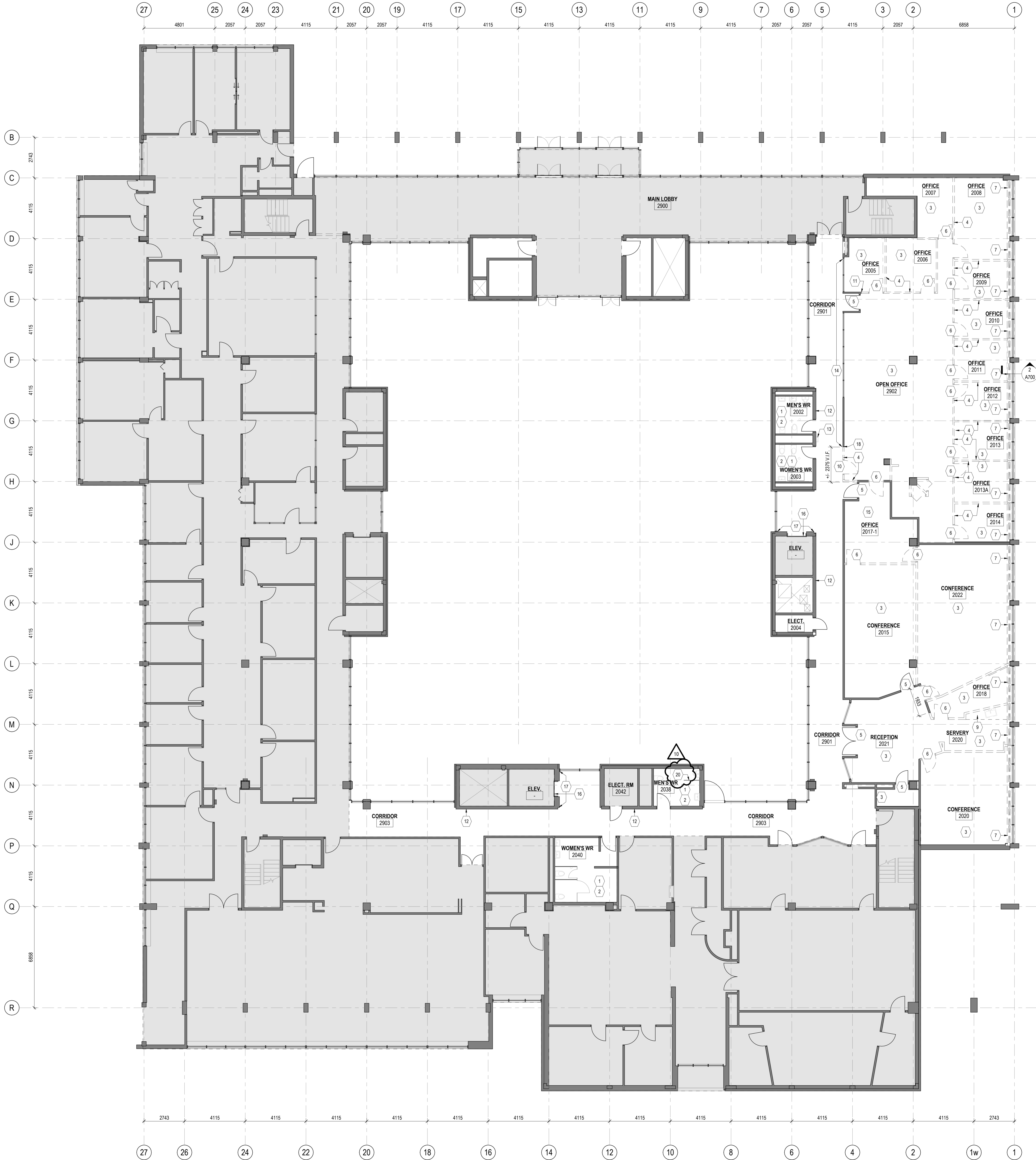
10. REMOVE EXISTING WALL BASE WITHIN THE CONSTRUCTION AREA UNLESS NOTED OTHERWISE AND MAKE GOOD WALLS AS REQUIRED TO RECEIVE NEW BASE.

11. REMOVE ALL EXISTING FLOOR FINISH WITHIN THE CONSTRUCTION AREA. BACK TO CONCRETE SUBSURFACE UNLESS NOTED OTHERWISE. REMOVE ALL ADHESIVE AND PATCH AND REPAIR SUBSURFACE TO RECEIVE NEW FLOOR FINISH TO PROVIDE SMOOTH FINISH.

12. WHERE CONCRETE PARTITION WALLS ARE BEING REMOVED, ENSURE CLEAN SAWCUT AT NEAREST CONCRETE JOINT. PATCH AND REPAIR ENDSFACE OF REMAINING BLOCKS TYP.

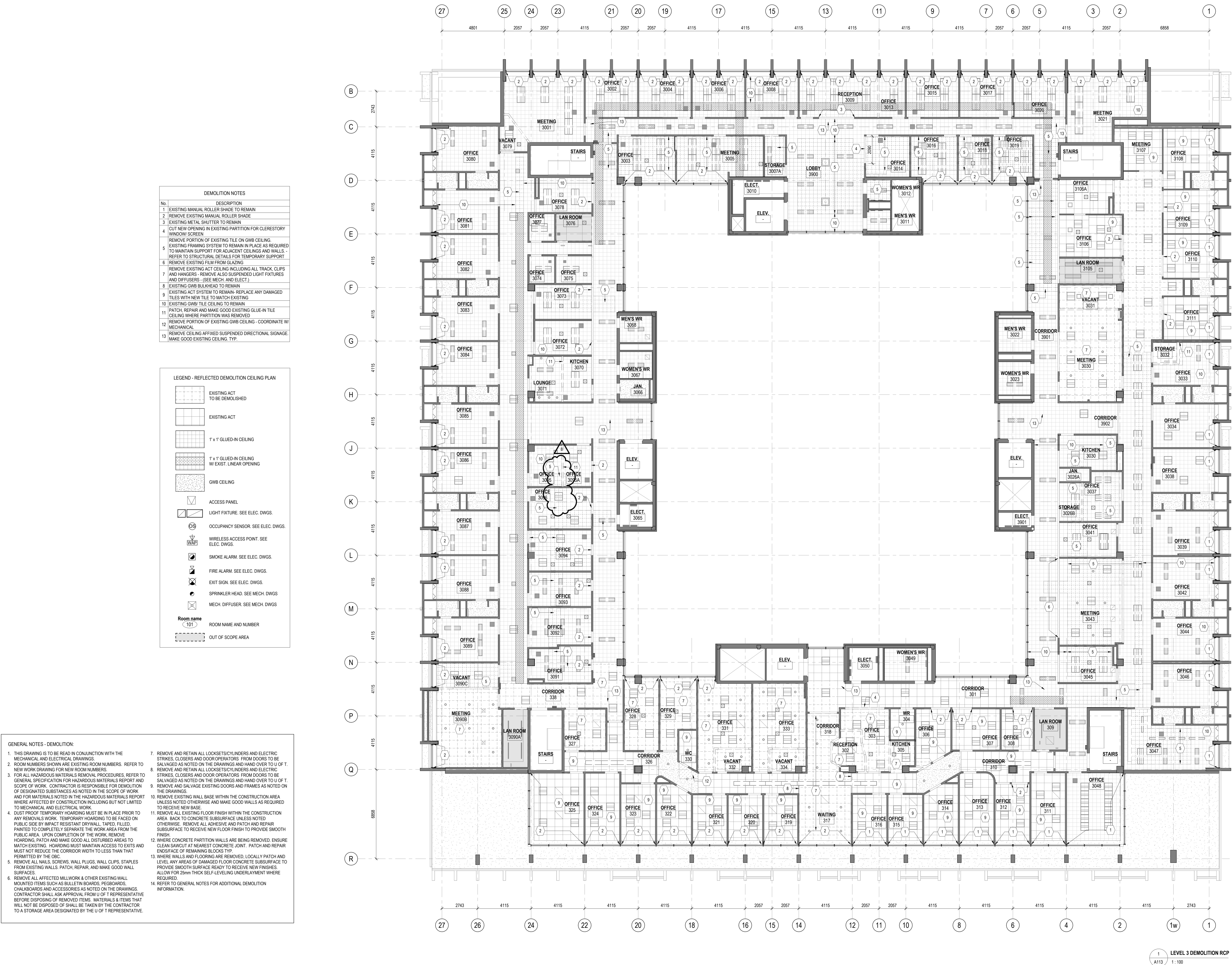
13. WHERE WALLS AND FLOORING ARE REMOVED, LOCALLY PATCH AND LEVEL ANY AREAS OF DAMAGED FLOOR/CONCRETE SUBSURFACE TO PROVIDE SMOOTH SURFACE READY TO RECEIVE NEW FINISHES. ALLOW FOR 25mm THICK SELF-LEVELING UNDERLAYMENT WHERE REQUIRED.

14. REFER TO GENERAL NOTES FOR ADDITIONAL DEMOLITION INFORMATION.



C:\Users\songan\Documents\164-25-165_A_26_anita_song.rvt

2026-05-05 10:02:46 AM



1 LEVEL 3 DEMOLITION RCP
A113 1:100

| | | |
|------|----------------------------|------------|
| 8 | ISSUED FOR ADDENDUM 01 | 2026-05-06 |
| 7 | ISSUED FOR TENDER | 2026-04-22 |
| 6 | ISSUED FOR RFP CO | 2026-03-09 |
| 5 | ISSUED FOR PERMIT | 2026-03-04 |
| 4 | ISSUED FOR CLASS A COSTING | 2026-02-16 |
| 3 | ISSUED FOR 100% DD | 2026-01-23 |
| 2 | ISSUED FOR CLASS B COSTING | 2026-01-16 |
| 1 | ISSUED FOR RFP CO | 2025-11-08 |
| REV. | DESCRIPTION | DATE |

KEY PLAN (N/TS) SEAL

PROJECT TITLE
UNIVERSITY OF TORONTO
**33 URSULA FRANKLIN
MATH OFFICE
RENOVATION**


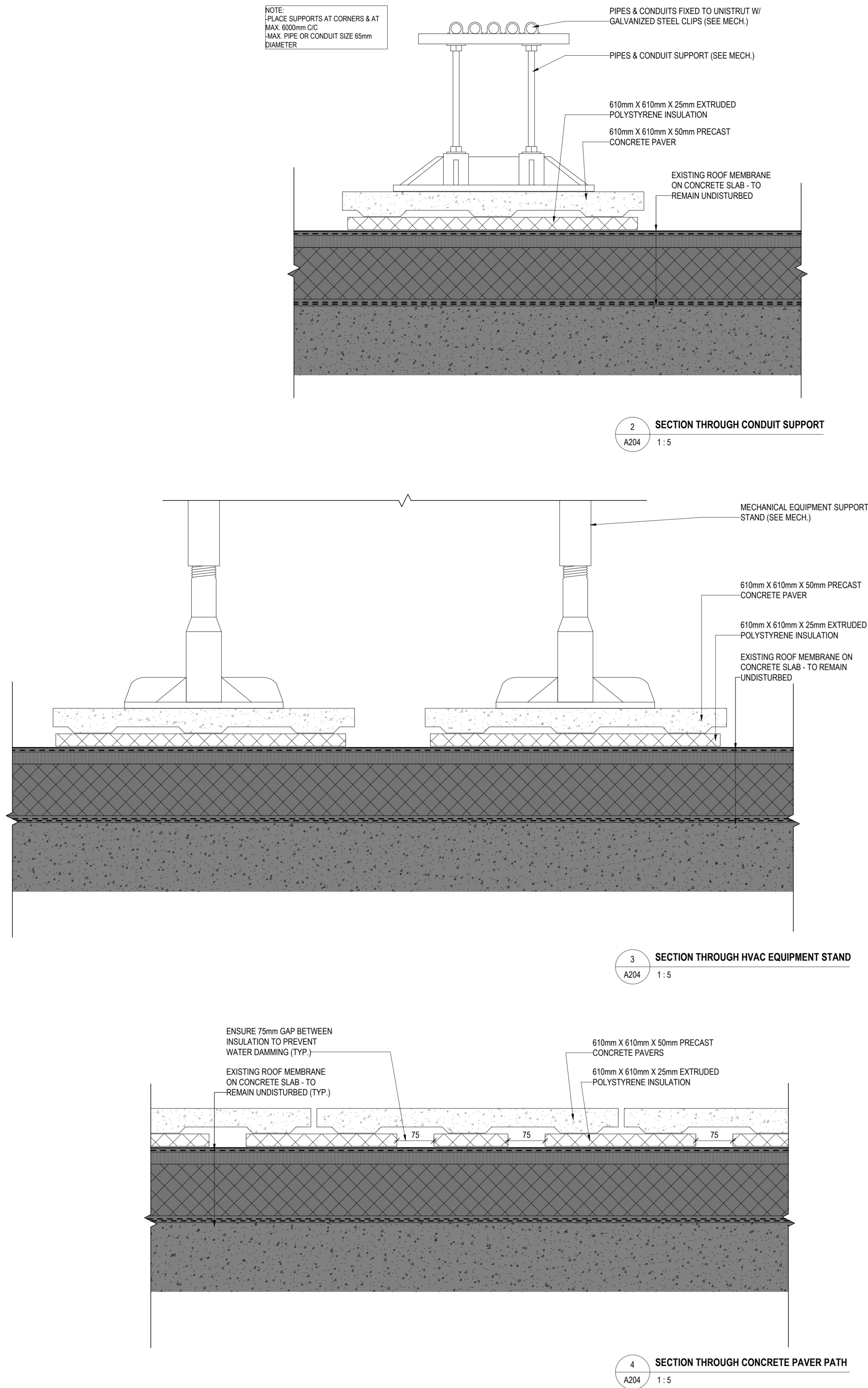
33 URSULA FRANKLIN ST.
DRAWING SHEET TITLE
**LEVEL 3 DEMOLITION
RCP**

DRAWN BY: JR
REVIEWED BY: SC
UNIVERSITY PROJECT NUMBER: NORTH POINT
P164-24-165

DRAWING NUMBER
A113
REV. NUMBER
8

C:\Users\rudyjess\Documents\P164-25-165_A_26_jesse.rdw.rvt

2026-05-04 1:05:53 PM



| | | |
|------|----------------------------|------------|
| 7 | ISSUED FOR ADDENDUM 01 | 2026-05-06 |
| 6 | ISSUED FOR TENDER | 2026-04-22 |
| 5 | ISSUED FOR 80% CD | 2026-03-09 |
| 4 | ISSUED FOR PERMIT | 2026-03-04 |
| 3 | ISSUED FOR CLASS A COSTING | 2026-02-18 |
| 2 | ISSUED FOR 100% DC | 2026-01-23 |
| 1 | ISSUED FOR CLASS B COSTING | 2026-01-16 |
| REV. | DESCRIPTION | DATE |

| | |
|----------------|------|
| KEY PLAN (NTS) | SEAL |
|----------------|------|

PROJECT TITLE
UNIVERSITY OF TORONTO
**33 URSULA FRANKLIN
MATH OFFICE
RENOVATION**

33 URSULA FRANKLIN ST.
DRAWING SHEET TITLE
ROOF PLANS

| | |
|--|--------------------------|
| DRAWN BY: JR | SCALE: As indicated |
| REVIEWED BY: SC | DATE CREATED: 2026/02/11 |
| UNIVERSITY PROJECT NUMBER/ NORTH POINT | |
| P164-24-165 | |
| DRAWING NUMBER A204 | REV. NUMBER 7 |

C:\Users\songant\Documents\IP164-25-165_A_26_anita_song.rvt 2026-05-05 10:07:13 AM

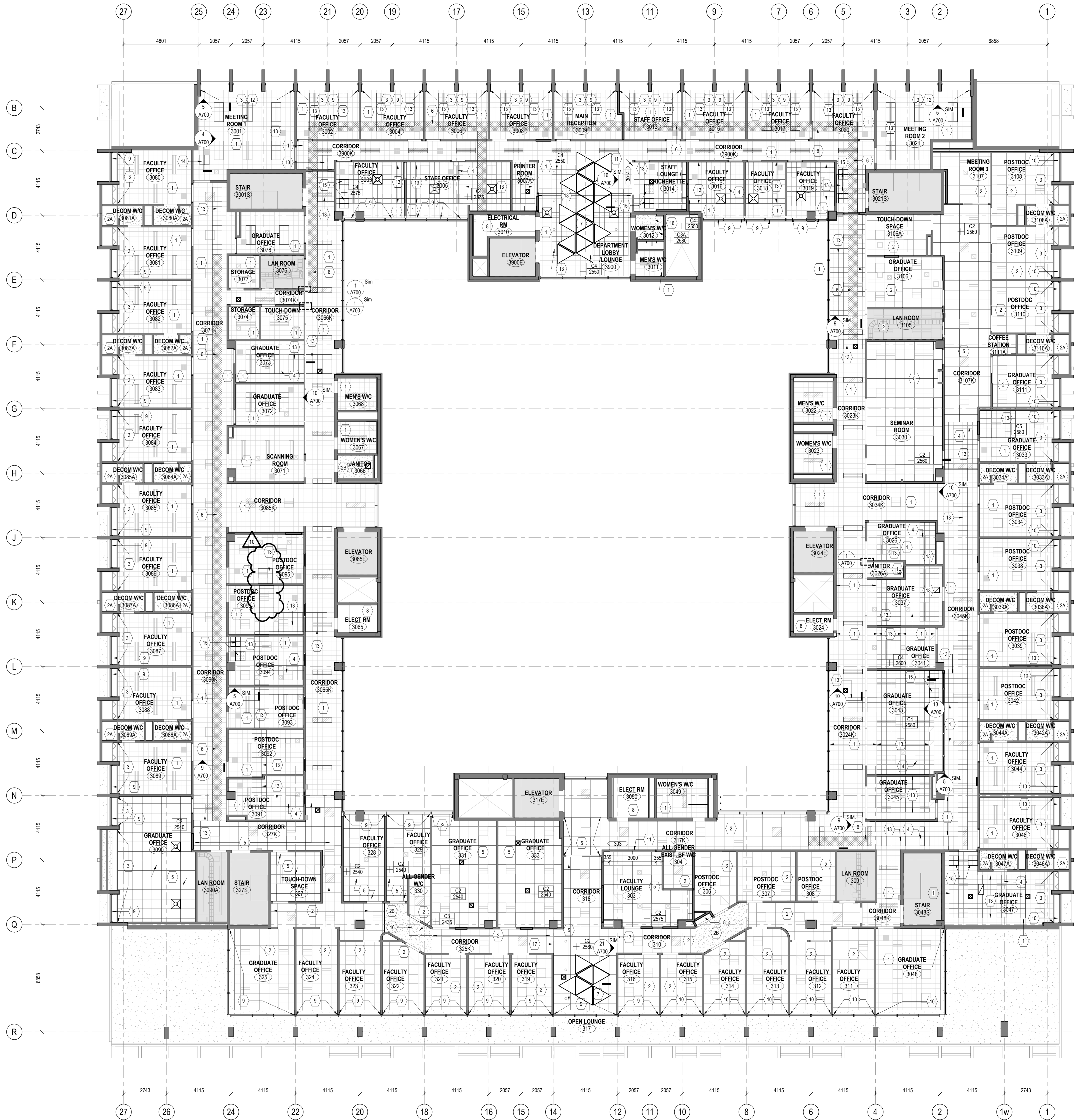


| CONSTRUCTION NOTES | |
|--------------------|---|
| No. | DESCRIPTION |
| 1 | EXISTING GULFED CEILING TO REMAIN. PATCH, CLEAN, AND MAKE GOOD. |
| 2 | EXISTING ACT TO REMAIN REMOVE AND RE-INSTALL TILES AS REQUIRED TO ACCESS SERVICES ABOVE |
| 3 | EXISTING GULFED CEILING TO REMAIN |
| 4 | PAINT EXISTING BULKHEAD. PATCH, REPAIR, AND MAKE GOOD |
| 5 | PROVIDE NEW GWB BELONG ABOVE LIGHT FIXTURE - SEE DETAIL ON A700 |
| 6 | NEW 610 x 610 mm ACT |
| 7 | 600mm WIDE STRIP OF EXISTING OPEN CEILING TO BE INFILLED W/ NEW SUSPENDED 12"x12" GLUE-IN TILE ON GWB. EXACT POSITION OF STRIP TO BE CONFIRMED ON SITE. PROVIDE 24"x24" ACCESS HATCH EVERY 3600mm |
| 8 | PROVIDE CEILING MOUNTED ACOUSTIC TILE. SEE DETAIL ON A700 |
| 9 | EXPOSED CEILING |
| 10 | PROVIDE NEW MANUAL WINDOW ROLLER SHADES |
| 11 | EXISTING WINDOW SHADE TO REMAIN |
| 12 | PROVIDE NEW GLAZING IN HM FRAME (SEE SPECIFICATIONS) - SEE DETAIL ON A801 |
| 13 | PROVIDE NEW MANUAL DUAL WINDOW ROLLER SHADES |
| 14 | PROVIDE NEW SUSPENDED 12"x12" GLUE-IN TILE ON GWB CEILING |
| 15 | INFILL OPENING IN CEILING WHERE RECESSED LIGHT FIXTURE IS REMOVED AND NOT REPLACED - TYP. - SEE DETAIL |
| 16 | FINISH ACT ACCESS PANEL. - SEE DETAIL - COORDINATE W/ MECHANICAL |
| 17 | NEW SUSPENDED GWB CEILING |
| 18 | EXISTING GWB BULKHEAD TO REMAIN |

| LEGEND - REFLECTED CEILING PLAN | |
|---------------------------------|---|
| | 2' x 4' ACT |
| | 2' x 2' ACT |
| | 1' x 1' GLUED-IN CEILING EXISTING |
| | 1' x 1' GLUED-IN CEILING NEW (USE 2' x 2' TILES SCORED TO LOOK 1' x 1') |
| | 1' x 1' GLUED-IN CEILING W/ INFILL STRIP |
| | GWB CEILING |
| | ACCESS PANEL |
| | LIGHT FIXTURE. SEE ELEC DWGS. |
| | MECH. DIFFUSER. SEE MECH DWGS. |
| | Room name |
| | ROOM NAME AND NUMBER |
| | OUT OF SCOPE AREA |

| CEILING TYPES | | | | |
|---------------|--------------|------|--------|---|
| TAG | CONSTRUCTION | F.R. | S.T.C. | DESCRIPTION |
| C1 | | | | TYPE AC11 GRID SUSPENSION SYSTEM 610 x 1200 ACOUSTIC CEILING TILE |
| C2 | | | | TYPE AC12 GRID SUSPENSION SYSTEM 610 x 610 ACOUSTIC CEILING TILE |
| C3 | | | | TYPE GWB1 EXISTING METAL STUD FRAMING 16mm GYPSUM BOARD SUSPENDED FROM CEILING |
| C3A | | | | TYPE GWB2 NEW HAT CHANNELS TO MATCH EXISTING ON EXISTING METAL CEILING STRUCTURE 19mm GYPSUM BOARD |
| C4 | | | | TYPE T1 25mm HAT CHANNELS ON EXIST. STEEL FRAMING SYSTEM (SEE STRUCT) 19mm GYPSUM BOARD 19mm 610 x 610 ACOUSTIC CEILING TILE (SCORED TO LOOK 305mm X 305mm) TO MATCH APPEARANCE OF EXISTING TILES) MAKE FLUSH W/ EXIST. ADJACENT 19mm 305 x 305 TILES ALIGN NEW TILE REVELS WITH EXISTING CEILING GRID PATTERN |

| GENERAL NOTES - NEW WORK: | |
|---|--|
| 1. MAKE GOOD ALL EXISTING WALL SURFACES DAMAGED DURING REMOVALS AND CONSTRUCTION. | 13. WHERE DISSIMILAR COMPONENTS SUCH AS PUSH BUTTON AND KEY SWITCH ARE BUILT INTO FIRE RATED ASSEMBLIES, ENSURE CONTINUITY OF FIRE SEPARATION BY BONDING IN ELEMENTS WITH GYPSUM BOARD AND FRAMING TO SUIT AUTHORITIES JURISDICTION. |
| 2. PAINT ALL WALLS WITHIN THE SCOPED AREA. REFER TO ROOM SCHEDULE. | 14. FILL FLOOR OPENINGS WITH NON SHRINK GROUT. REFER TO MECH DWGS AND ELEC DWGS. |
| 3. PAINT ALL THE DOORS WITHIN THE SCOPED AREA UNLESS OTHERWISE NOTED. | 15. ACOUSTIC PRODUCTS AND FINISHES, PRIOR TO CONSTRUCTION, PROVIDE SHOP DRAWINGS AND SUBMITTALS FOR ALL GWB ACOUSTIC ELEMENTS SHOWN OR LISTED ON ARCHITECTURAL DRAWINGS AND SPECIFICATIONS FOR REVIEW. |
| 4. NEW FLOOR, REFER TO FINISH SCHEDULE. | 16. AT NEW FLOORING WALLS, INSTALL PIPES, CONDUITS WITHIN FLOORING ASSEMBLY. PANELS AND BOXES TO BE RECESSED. MECH AND ELECTRICAL SYSTEMS ARE TO BE CONCEALED. GC TO COORDINATE. |
| 5. NEW DOOR & DOOR FRAMES. REFER TO DOOR SCHEDULE. | 17. REFER TO DESIGNATED SUBSTANCES IN BUILDING MATERIALS SURVEY REPORT (DSR). |
| 6. PAINT EXISTING DOOR FRAMES. REFER TO DOOR SCHEDULE. | |
| 7. PROVIDE FIRESTOPPING TO ALL FLOOR SERVICE PENETRATIONS. REFER TO MECH AND ELEC DWG FOR LOCATIONS OF PENETRATION. | |
| 8. UNLESS NOTED OTHERWISE, CLEAN EXISTING WINDOW SILL TO REMAIN. | |
| 9. UNLESS NOTED OTHERWISE, CONTRACTOR TO PAINT NEW AND EXISTING MECHANICAL DUCTS, PIPES, PIPE SUPPORTS, ELECTRICAL CONDUIT, MOUNTING BRACKETS, AND ACCESS DOORS WHERE EXPOSED TO VIEW. | |
| 10. SEE GENERAL NOTES ON DRAWING A001. | |
| 11. THIS DRAWING IS TO BE READ IN CONJUNCTION WITH THE MECHANICAL & ELECTRICAL DRAWINGS. | |
| 12. CONTRACTOR TO PATCH, REPAIR AND MAKE GOOD ALL AREAS DISTURBED BY THE OPERATION OF THE WORK AND DISTURBED BY THE WORK OF OTHER TRADES (MECH, ELEC & AV, ETC.). MATERIALS AND FINISHES TO MATCH EXISTING, UNLESS NOTED OTHERWISE. | |



1 LEVEL 3 CONSTRUCTION RCP
A213 1:100

| | | |
|------|----------------------------|------------|
| 10 | ISSUED FOR ADDENDUM 01 | 2026-05-06 |
| 9 | ISSUED FOR TENDER | 2026-04-22 |
| 8 | ISSUED FOR RFP, CD | 2026-03-09 |
| 7 | ISSUED FOR PERMIT | 2026-03-04 |
| 6 | ISSUED FOR CLASS A COSTING | 2026-02-18 |
| 5 | ISSUED FOR 100% ID | 2026-01-23 |
| 4 | ISSUED FOR CLASS B COSTING | 2026-01-16 |
| 3 | ISSUED FOR 50% ID | 2025-11-28 |
| 2 | ISSUED FOR 100% SD | 2025-09-16 |
| 1 | ISSUED FOR CLASS C COSTING | 2025-09-02 |
| REV. | DESCRIPTION | DATE |

KEY PLAN (NTS) SEAL

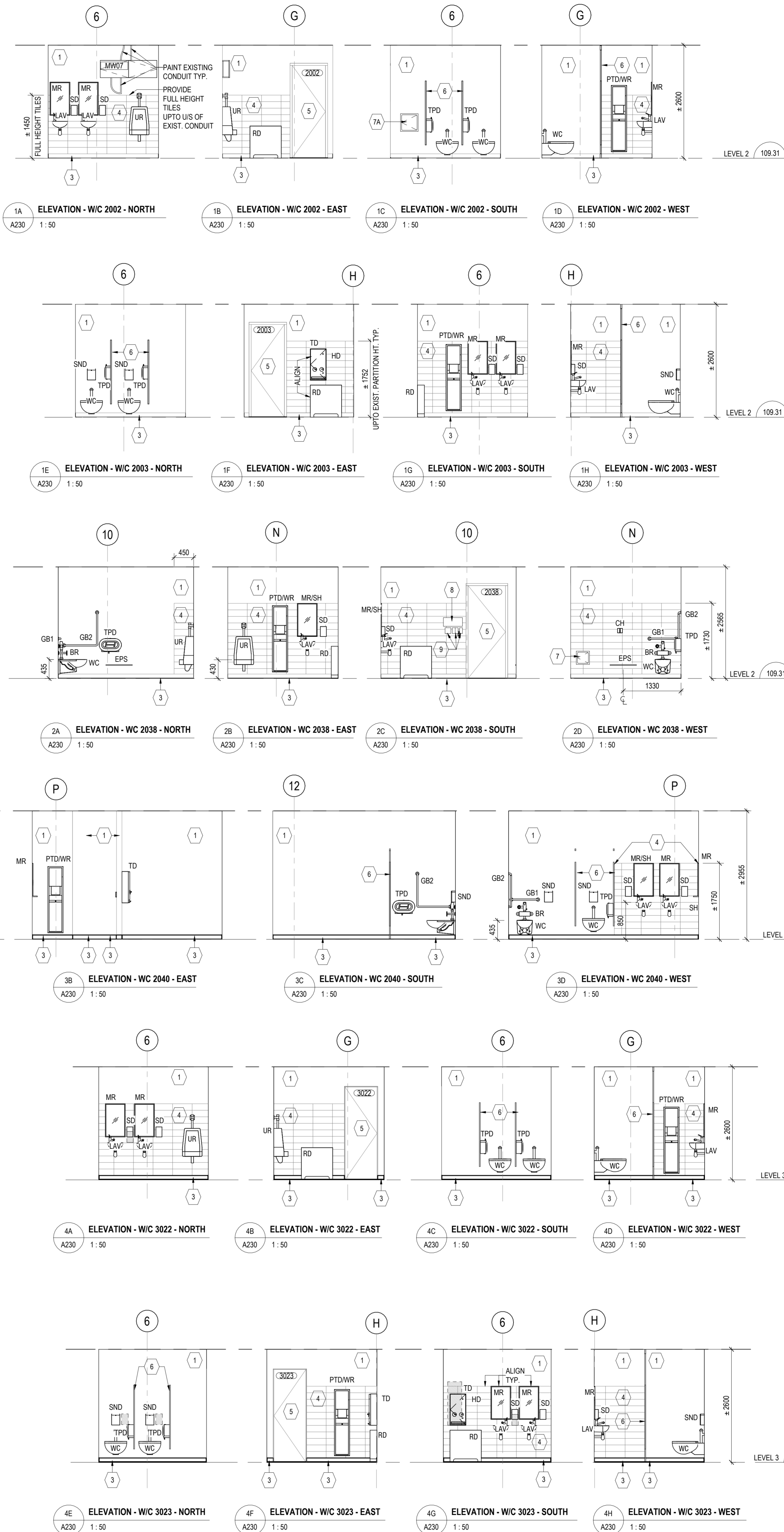
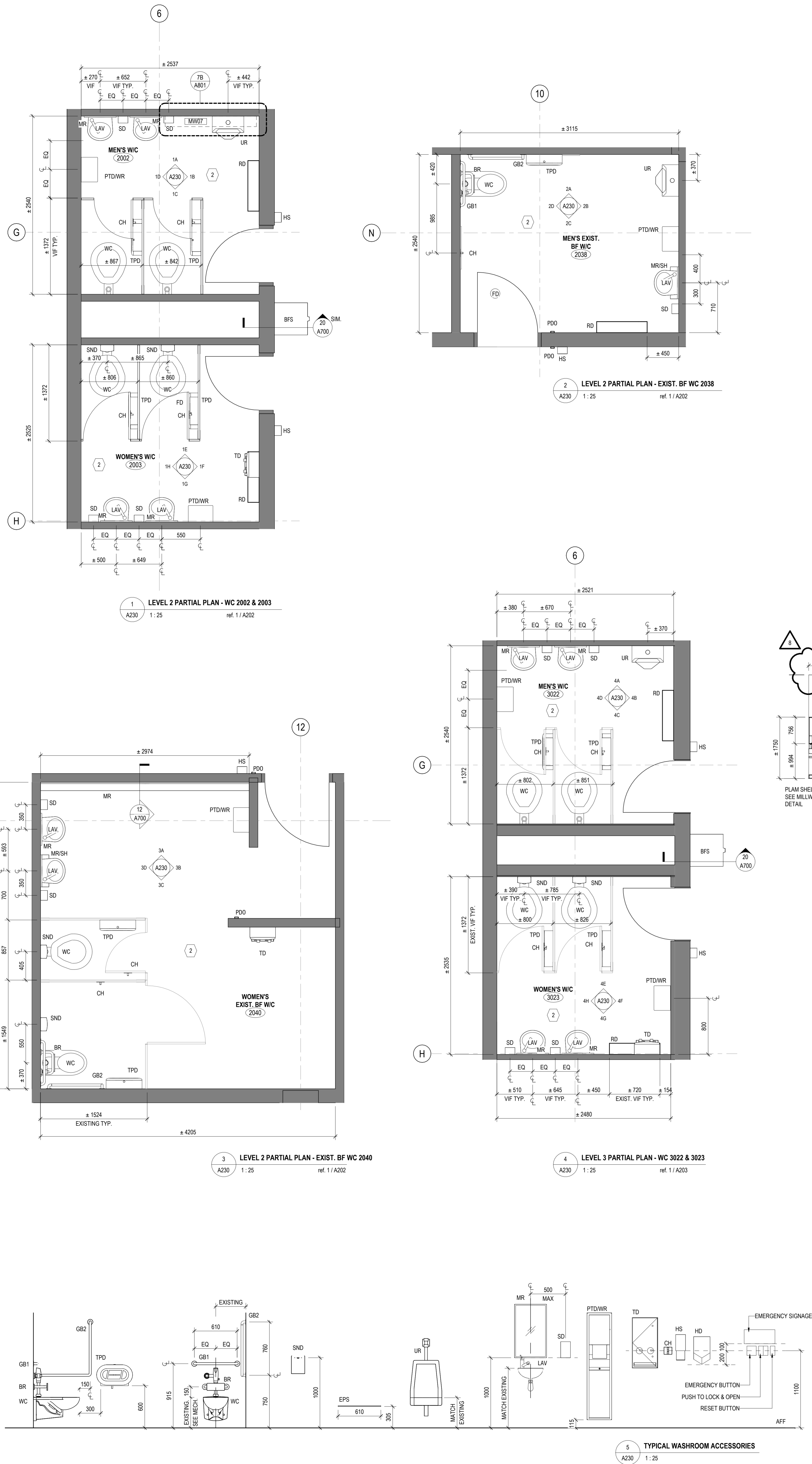
PROJECT TITLE
UNIVERSITY OF TORONTO
**33 URSULA FRANKLIN
MATH OFFICE
RENOVATION**

33 URSULA FRANKLIN ST.
DRAWING SHEET TITLE
**LEVEL 3 CONSTRUCTION
RCP**

DRAWN BY: JRV/AS
REVIEWED BY: SC
UNIVERSITY PROJECT NUMBER: NORTH POINT
P164-24-165

DRAWING NUMBER
A213
REV. NUMBER
10

C:\Users\songant\Documents\P164-25-165_A_26_anita_song.rvt 2026-05-05 1:57:00 PM



| CONSTRUCTION NOTES | |
|--------------------|---|
| No. | DESCRIPTION |
| 1 | PAINT EXISTING WALLS |
| 2 | PROVIDE NEW EPOXY COATING ON THE EXISTING EPOXY FLOORING |
| 3 | PROVIDE NEW EPOXY COATING ON THE EXISTING COVE BASE |
| 4 | PATCH WALL OPENING AND PROVIDE NEW FULL-HEIGHT WALL TILES. PROVIDE METAL EDGE TRIMS AT ALL EXPOSED TILE EDGES |
| 5 | REPAIR EXISTING FLOOR AND DOOR FRAME |
| 6 | EXISTING WOOD PARTITIONS TO REMAIN - PROVIDE NEW STAINLESS STEEL CHICKS WHERE MISSING |
| 7 | EXISTING ACCESS HATCH - CUT AND FIT NEW WALL TILES TO MATCH EXISTING ACCESS HATCH. PROVIDE METAL EDGE TRIMS AT ALL EXPOSED TILE EDGES AT THE PERIMETER OF THE OPENING |
| 7A | PAINT EXISTING ACCESS HATCH |
| 8 | EMERGENCY SIGNAGE |
| 9 | SWITCHES - SEE ELEC. & DOOR HARDWARE SCHEDULE |

| GENERAL NOTES - NEW WORK: WASHROOM | |
|------------------------------------|--|
| 1 | MAKE GOOD ALL EXISTING WALL SURFACES DAMAGED DURING REMOVALS AND CONSTRUCTION |
| 2 | PAINT EXISTING DOOR AND DOOR FRAMES |
| 3 | PROVIDE FIRESTOPPING TO ALL FLOOR SERVICE PENETRATIONS. REFER TO MECH AND ELEC DWG FOR LOCATIONS OF PENETRATION |
| 4 | SEE GENERAL NOTES ON DRAWING A001 |
| 5 | CONTRACTOR TO PATCH, REPAIR AND MAKE GOOD ALL AREAS DISTURBED BY THE OPERATION OF THE WORK AND DISTURBED BY THE WORK OF OTHER TRADES (MECH, ELEC & PLUMB, ETC.). MATERIALS AND FINISHES TO MATCH EXISTING UNLESS NOTED OTHERWISE |
| 6 | WHERE DISSIMILAR COMPONENTS SUCH AS PUSH BUTTON AND KEY SWITCH ARE BUILT INTO FIRE RATED ASSEMBLIES, ENSURE CONTINUITY OF FIRE SEPARATION BY BOXING IN ELEMENTS WITH GYPSUM BOARD AND FRAMING TO SUIT AUTHORITIES' JURISDICTION |
| 7 | FILL FLOOR OPENINGS WITH NON SHRINK GROUT. REFER TO MECH DWGS AND ELEC DWGS. |
| 8 | ACOUSTIC PRODUCTS AND FINISHES: PRIOR TO CONSTRUCTION, PROVIDE SHOP DRAWINGS AND SUBMITTALS FOR ALL GWS ACOUSTIC ELEMENTS SHOWN OR LISTED ON ARCHITECTURAL DRAWINGS AND SPECIFICATIONS FOR REVIEW |
| 9 | COAT HOOK: PROVIDE ONE COAT HOOK IN THE MIDDLE OF DOOR INSIDE STALL AT EACH STALL, UNLESS OTHERWISE NOTED |
| 10 | DELETED |
| 11 | DELETED |
| 12 | REFER TO DESIGNATED SUBSTANCES IN BUILDING MATERIALS SURVEY REPORT (SSSR) |

| LEGEND - WASHROOM | |
|-------------------|---|
| BR | NEW BACK REST |
| BFS | NEW WATER FILLING STATION |
| CH | NEW COAT HOOK |
| FD | NEW/EXIST. FLOOR DRAIN. SEE MECH DWGS. |
| GB | NEW GRAB BAR |
| HD | NEW HAND DRYER |
| HS | NEW HAND SANITIZER |
| LAV | NEW LAVATORY. SEE MECH DWGS. |
| MR | NEW MIRROR |
| MRSH | NEW MIRROR ON SHelf |
| PDO | NEW/EXIST. POWER DOOR OPERATOR. SEE HARDWARE SCHEDULE & ELEC. |
| PTDWR | EXIST. PAPER TOWEL DISPENSER & WASTE RECEPTACLE |
| RD | EXIST. RADIATOR TO REMAIN. SEE MECH DWGS. |
| SD | NEW SOAP DISPENSER |
| SH | NEW SHelf |
| SND | NEW SANITARY NAPKIN DISPOSAL |
| TD | NEW TEMPLON/NAPKIN DISPENSER |
| TPD | NEW TOILET PAPER DISPENSER |
| UR | NEW URINAL. SEE MECH DWGS. |
| WC | NEW WATER CLOSET. SEE MECH DWGS. |
| WT | NEW WALL TILE |
| | INFILL OPENING - SEE DETAIL 19A70 |

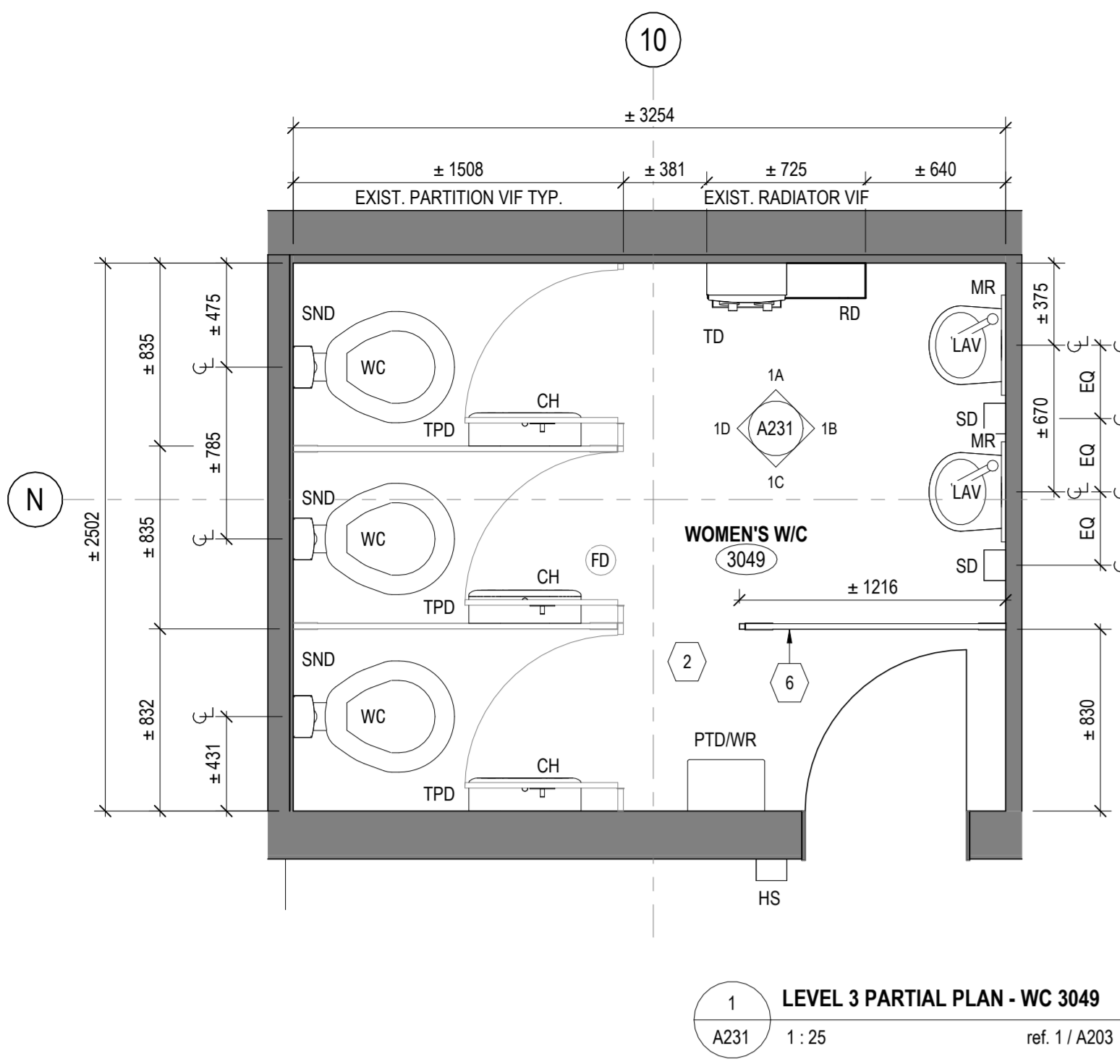
University of Toronto
UNIVERSITY PLANNING,
DESIGN & CONSTRUCTION

Design & Engineering
255 McCaul Street, 4th Floor, Toronto, Ontario M5T 1W7

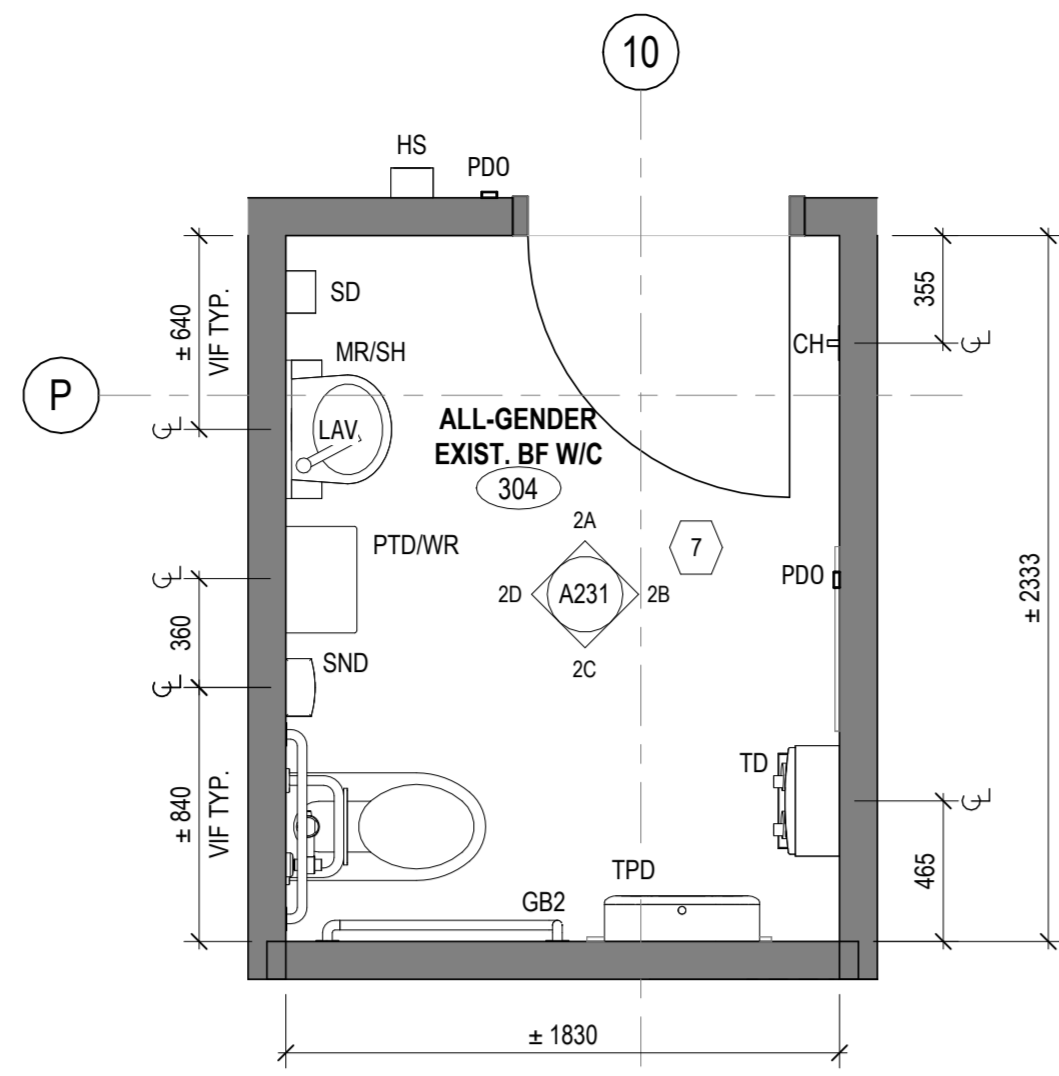
This drawing is the property of the University of Toronto, and must be returned upon completion of the work. All information shown on this drawing is for use on this specific project. Contractor must verify all dimensions on the job and report any discrepancies to the Architect before proceeding with the work.

| | |
|--|---|
| PROJECT TITLE | UNIVERSITY OF TORONTO 33 URSULA FRANKLIN MATH OFFICE RENOVATION |
| DRAWING SHEET TITLE | LEVEL 2 & 3 WASHROOM PLANS & ELEVATIONS |
| DRAWN BY: AS | SCALE: As indicated |
| REVIEWED BY: SC | DATE CREATED: 2026/02/11 |
| UNIVERSITY PROJECT NUMBER: NORTH POINT | |
| P164-24-165 | |
| DRAWING NUMBER | REV. NUMBER |
| A230 | 8 |

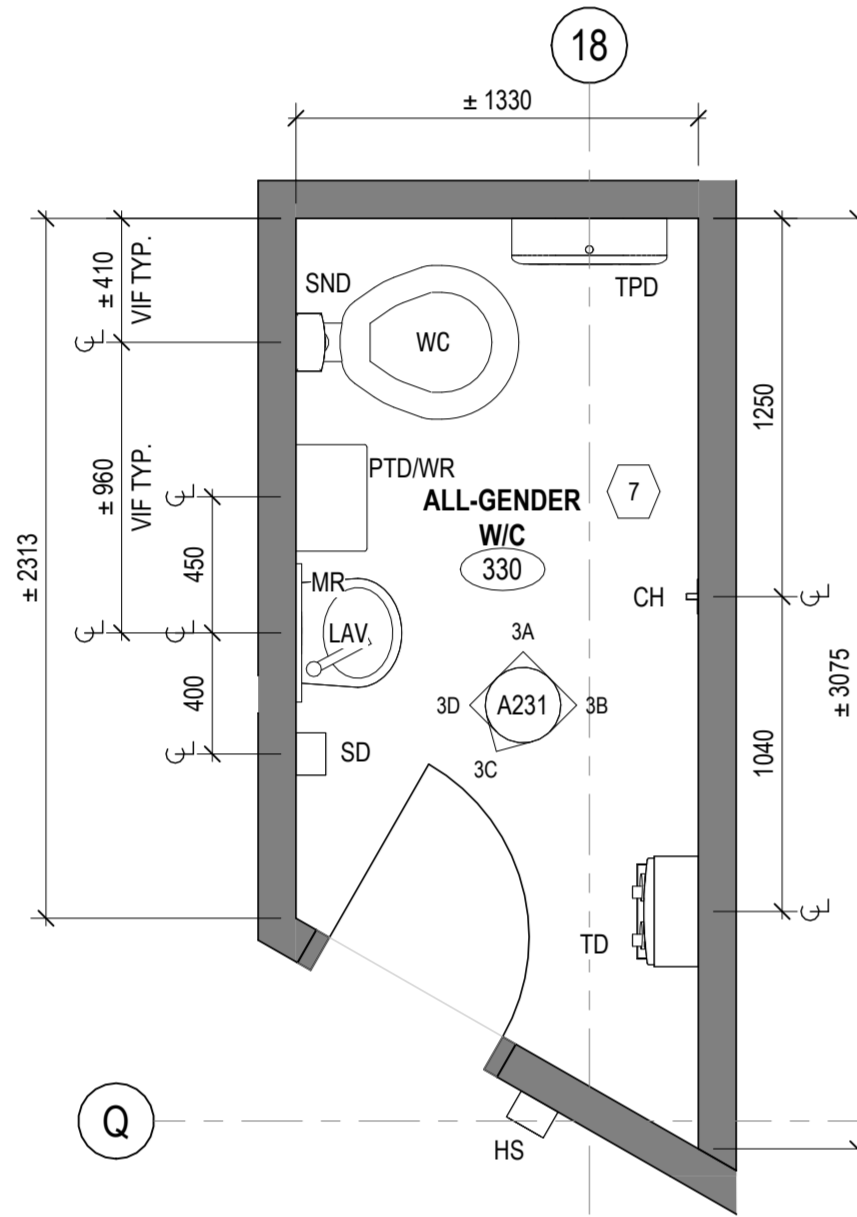
C:\Users\songanit\Documents\P164-25-165_A_26_anita_song.rvt 2026-05-05 1:55:31 PM



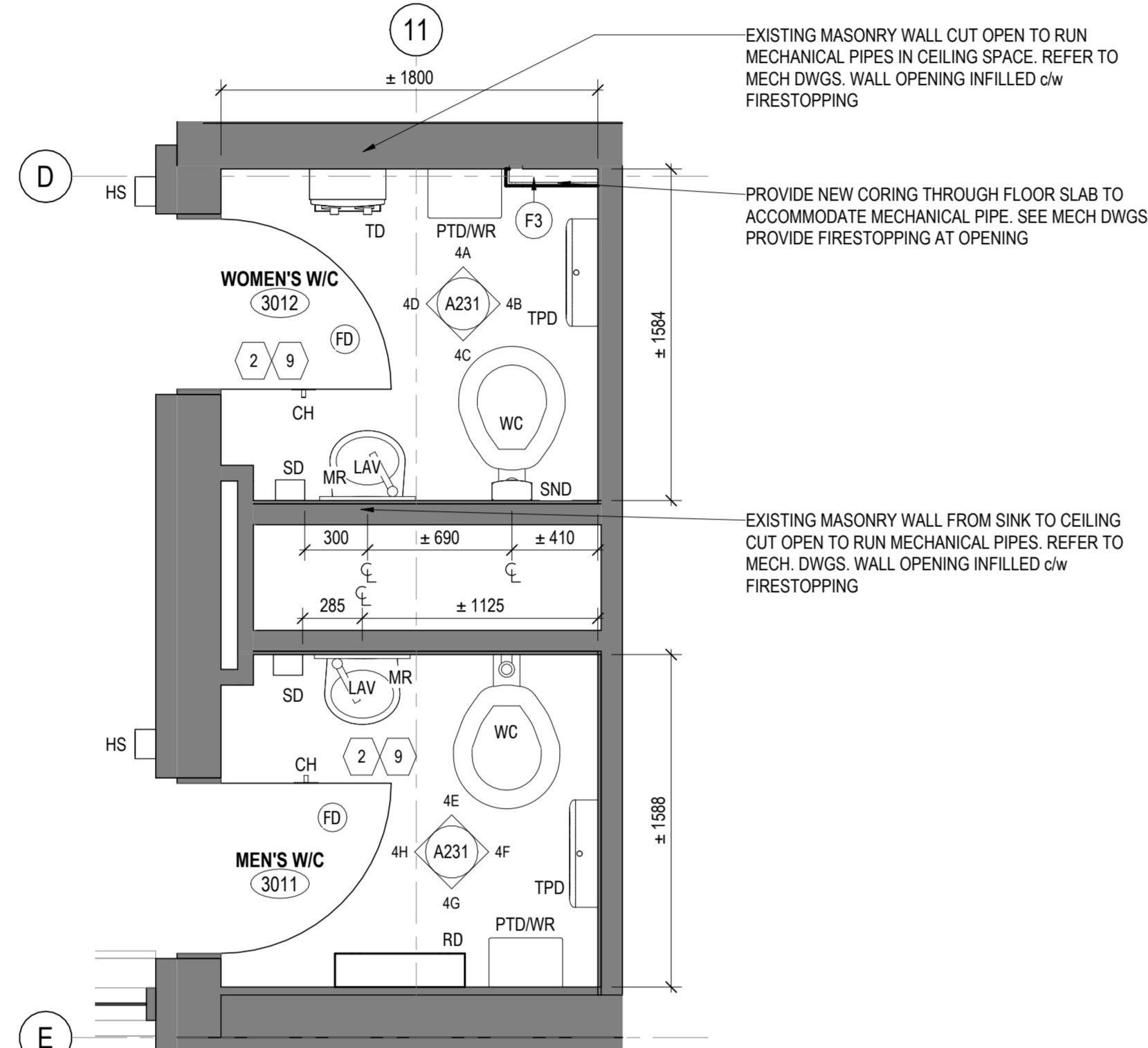
1 LEVEL 3 PARTIAL PLAN - WC 3049
A231 1:25 ref. 1/A203



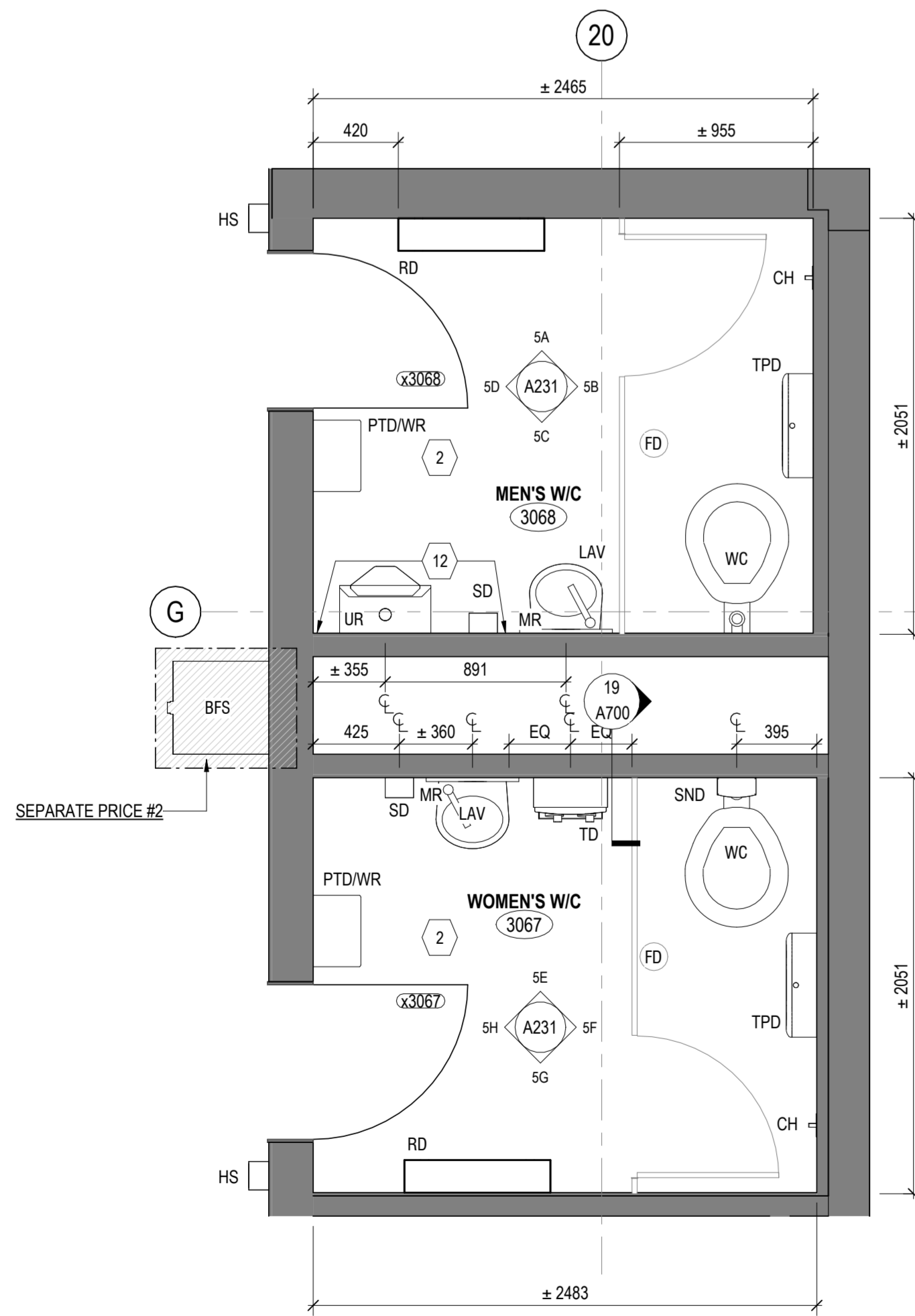
2 LEVEL 3 PARTIAL PLAN - EXIST. BF WC 304
A231 1:25 ref. 1/A203



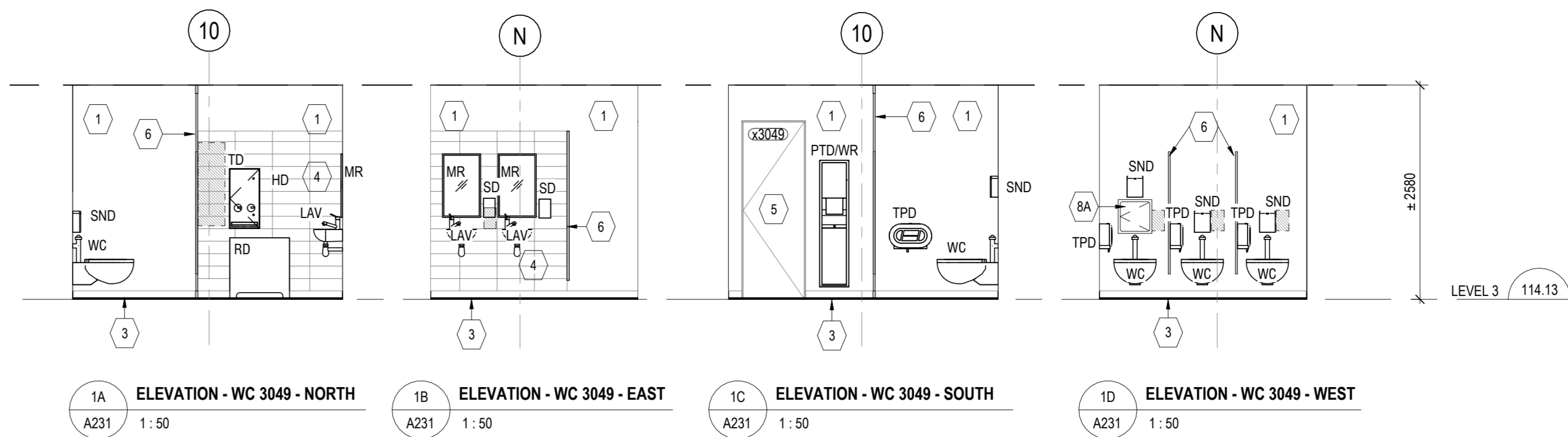
3 LEVEL 3 PARTIAL PLAN - WC 330
A231 1:25 ref. 1/A203



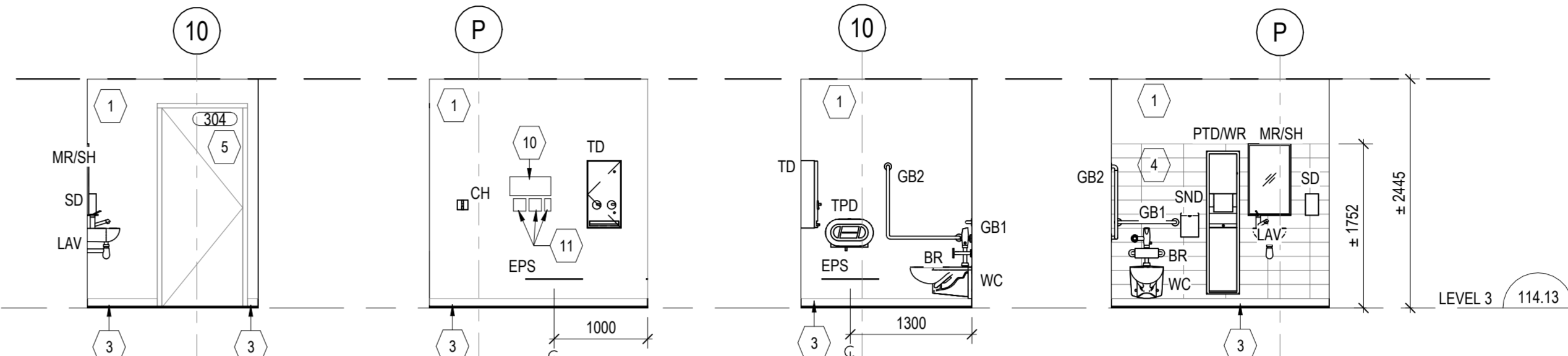
4 LEVEL 3 PARTIAL PLAN - WC 3011 & 3012
A231 1:25 ref. 1/A203



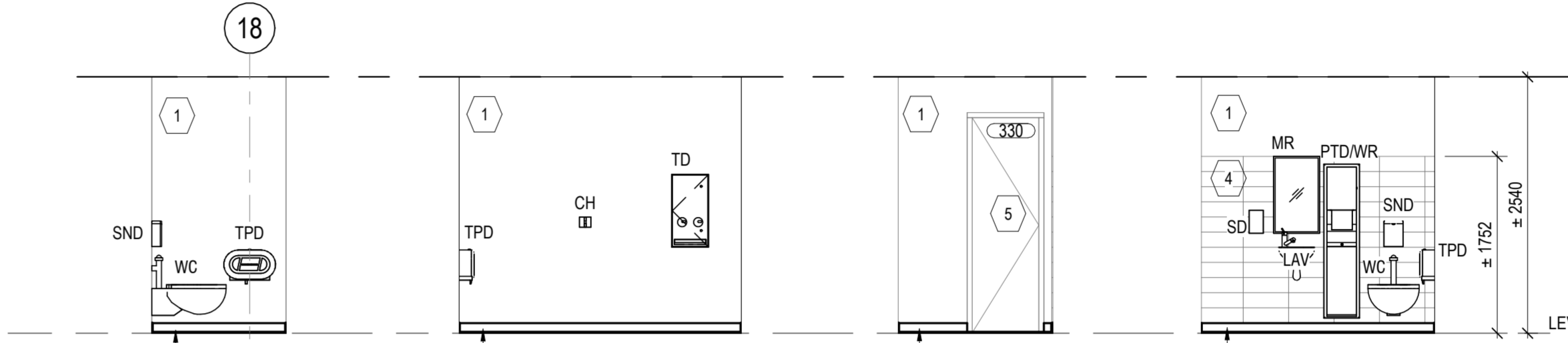
5 LEVEL 3 PARTIAL PLAN - WC 3067 & 3068
A231 1:25 ref. 1/A203



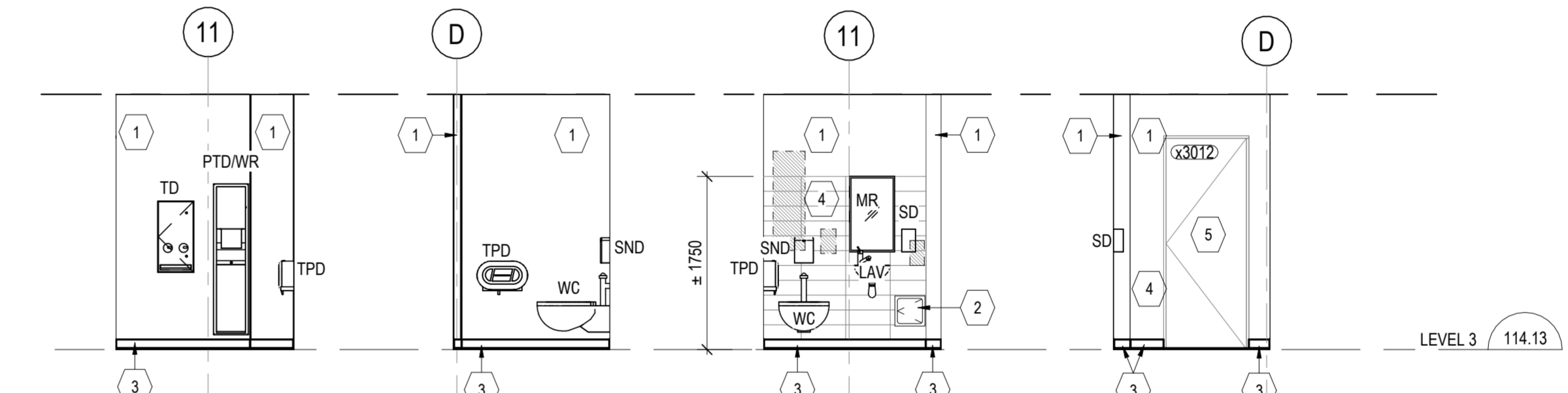
1A ELEVATION - WC 3049 - NORTH
A231 1:50
1B ELEVATION - WC 3049 - EAST
A231 1:50
1C ELEVATION - WC 3049 - SOUTH
A231 1:50
1D ELEVATION - WC 3049 - WEST
A231 1:50



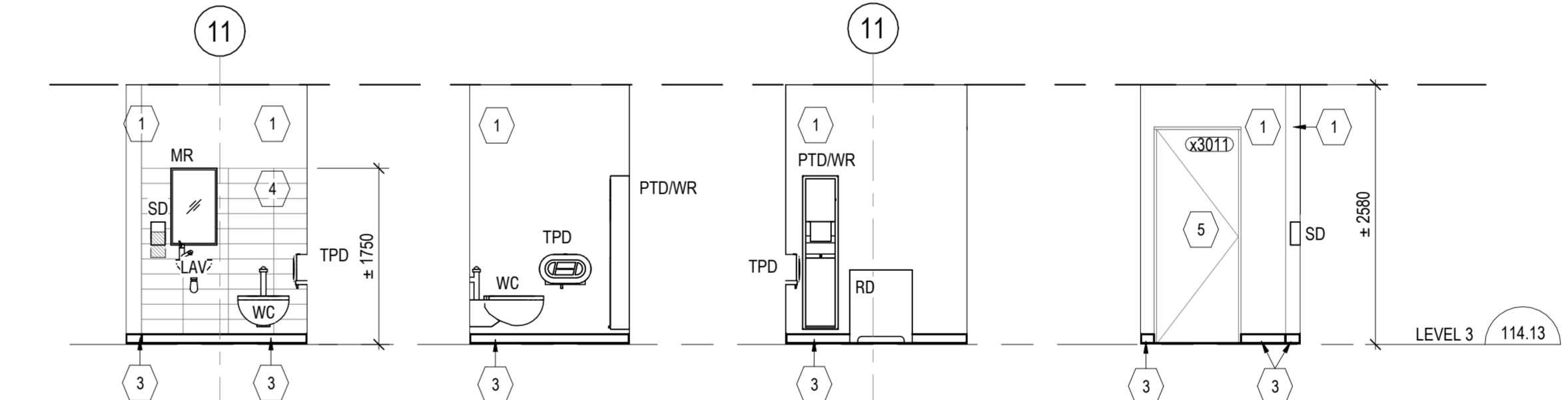
2A ELEVATION - WC 304 - NORTH
A231 1:50
2B ELEVATION - WC 304 - EAST
A231 1:50
2C ELEVATION - WC 304 - SOUTH
A231 1:50
2D ELEVATION - WC 304 - WEST
A231 1:50



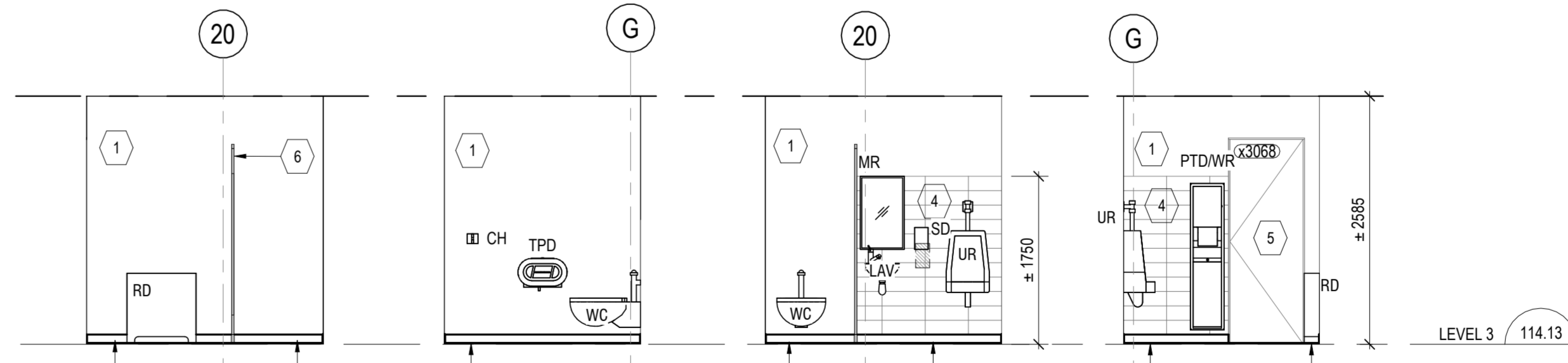
3A ELEVATION - WC 330 - NORTH
A231 1:50
3B ELEVATION - WC 330 - EAST
A231 1:50
3C ELEVATION - WC 330 - SOUTH
A231 1:50
3D ELEVATION - WC 330 - WEST
A231 1:50



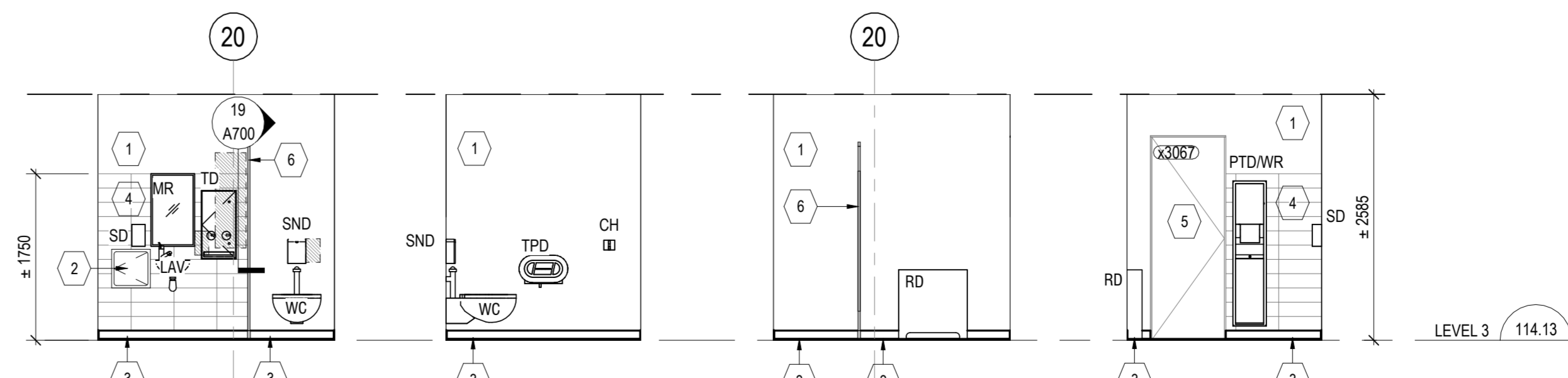
4A ELEVATION - WC 3012 - NORTH
A231 1:50
4B ELEVATION - WC 3012 - EAST
A231 1:50
4C ELEVATION - WC 3012 - SOUTH
A231 1:50
4D ELEVATION - WC 3012 - WEST
A231 1:50



4E ELEVATION - WC 3011 - NORTH
A231 1:50
4F ELEVATION - WC 3011 - EAST
A231 1:50
4G ELEVATION - WC 3011 - SOUTH
A231 1:50
4H ELEVATION - WC 3011 - WEST
A231 1:50



5A ELEVATION - WC 3068 - NORTH
A231 1:50
5B ELEVATION - WC 3068 - EAST
A231 1:50
5C ELEVATION - WC 3068 - SOUTH
A231 1:50
5D ELEVATION - WC 3068 - WEST
A231 1:50



5E ELEVATION - WC 3067 - NORTH
A231 1:50
5F ELEVATION - WC 3067 - EAST
A231 1:50
5G ELEVATION - WC 3067 - SOUTH
A231 1:50
5H ELEVATION - WC 3067 - WEST
A231 1:50

| CONSTRUCTION NOTES | |
|--------------------|--|
| No. | DESCRIPTION |
| 1 | PAINT EXISTING WALLS |
| 2 | PAINT EXISTING ACCESS HATCH. CUT AND FIT NEW WALL TILES AROUND THE EXISTING ACCESS HATCH. PROVIDE METAL EDGE TRIMS AT ALL EXPOSED TILE EDGES AT THE PERIMETER OF THE OPENING |
| 3 | PROVIDE NEW EPOXY COATING ON THE EXISTING EPOXY FLOORING |
| 4 | PROVIDE NEW EPOXY COATING ON THE EXISTING COVE BASE |
| 5 | PATCH WALL OPENING AND PROVIDE NEW FULL-HEIGHT WALL TILES. PROVIDE METAL EDGE TRIMS AT ALL EXPOSED TILE EDGES |
| 6 | REPAIR EXISTING FLOOR AND DOOR FRAME |
| 7 | REPAIR EXISTING WASHROOM PARTITIONS TO REMAIN - PROVIDE NEW STAINLESS STEEL |
| 8 | REPAIR EXISTING WASHROOM PARTITIONS TO REMAIN - PROVIDE NEW STAINLESS STEEL |
| 9 | PROVIDE NEW CORING THROUGH FLOOR SLAB TO ACCOMMODATE INSTALLATION OF NEW DRAINAGE. REFER TO MECH DWGS |
| 10 | EMERGENCY SIGNAGE |
| 11 | SWITCHES. SEE ELEC. & DOOR HARDWARE SCHEDULE |
| 12 | INFILL GWB FINISH WHERE GWB WAS REMOVED/REMEDIATED - USE TILE BACKER BOARD BEHIND NEW TILE |

| GENERAL NOTES - NEW WORK: WASHROOM | |
|------------------------------------|---|
| 1. | MAKE GOOD ALL EXISTING WALL SURFACES DAMAGED DURING REMOVALS AND CONSTRUCTION |
| 2. | PAINT EXISTING DOOR AND DOOR FRAMES |
| 3. | PROVIDE FIRESTOPPING TO ALL FLOOR SERVICE PENETRATIONS. REFER TO MECH AND ELEC DWG FOR LOCATIONS OF PENETRATIONS |
| 4. | SEE GENERAL NOTES ON DRAWING A001 |
| 5. | CONTRACTOR TO PATCH, REPAIR AND MAKE GOOD ALL AREAS DISTURBED BY THE OPERATION OF THE WORK AND DISTURBED BY THE WORK OF OTHER TRADES (MECH, ELEC & A.V. ETC.). MATERIALS AND FINISHES TO MATCH EXISTING UNLESS NOTED OTHERWISE |
| 6. | WHERE DISSIMILAR COMPONENTS SUCH AS PUSH BUTTON AND KEY SWITCH ARE BUILT INTO FIRE RATED ASSEMBLIES, ENSURE CONTINUITY OF FIRE SEPARATION BY BOXING IN ELEMENTS WITH GYPSUM BOARD AND FRAMING TO SUIT AUTHORITIES' JURISDICTION |
| 7. | FILL FLOOR OPENINGS WITH NON SHRINK GROUT. REFER TO MECH DWGS AND ELEC DWGS |
| 8. | ACOUSTIC PRODUCTS AND FINISHES: PRIOR TO CONSTRUCTION, PROVIDE SHOP DRAWINGS AND SUBMITTALS FOR ALL GWB ACOUSTIC ELEMENTS SHOWN OR LISTED ON ARCHITECTURAL DRAWINGS AND SPECIFICATIONS FOR REVIEW |
| 9. | COAT HOOK: PROVIDE ONE COAT HOOK IN THE MIDDLE OF DOOR AND ONE COAT HOOK ON EACH WALL, UNLESS OTHERWISE NOTED |
| 10. | DELETED |
| 11. | NEW GWB PARTITIONED PTDWR |
| 12. | REFER TO DESIGNATED SUBSTANCES IN BUILDING MATERIALS SURVEY REPORT (GS88) |

| LEGEND - WASHROOM | |
|-------------------|---|
| BR | NEW BACK REST |
| BFS | NEW WATER FILLING STATION |
| CH | NEW COAT HOOK |
| FD | NEW/EXIST. FLOOR DRAIN. SEE MECH DWGS. |
| GB | NEW GRAB BAR |
| HD | NEW HAND DRYER |
| HS | NEW HAND SANITIZER |
| LAV | NEW LAVATORY. SEE MECH DWGS. |
| MR | NEW MIRROR |
| MRSH | NEW MIRROR c/w SHELF |
| PDO | NEW/EXIST. POWER DOOR OPERATOR. SEE MECH DWGS. |
| PTDWR | EXIST. PAPER TOWEL DISPENSER & WASTE RECEPTACLE |
| RD | EXIST. RADIATOR TO REMAIN. SEE MECH DWGS. |
| SD | NEW SOAP DISPENSER |
| SH | NEW SHELF |
| SN | NEW SANITARY NAPKIN DISPOSAL |
| TD | NEW TOWEL DISPENSER |
| TPD | NEW TOWEL PAPER DISPENSER |
| UR | NEW URINAL. SEE MECH DWGS. |
| WC | NEW WATER CLOSET. SEE MECH DWGS. |
| WT | NEW WALL TILE |
| | INFILL OPENING - SEE DETAIL 19A700 |

| REV. | DESCRIPTION | DATE |
|------|----------------------------|------------|
| 8 | ISSUED FOR ADDENDUM 01 | 2026-05-06 |
| 7 | ISSUED FOR TENDER | 2026-04-22 |
| 6 | ISSUED FOR 80% CD | 2026-03-09 |
| 5 | ISSUED FOR PERMIT | 2026-03-04 |
| 4 | ISSUED FOR CLASS A COSTING | 2026-02-18 |
| 3 | ISSUED FOR 100% DD | 2026-01-23 |
| 2 | ISSUED FOR CLASS B COSTING | 2026-01-16 |
| 1 | ISSUED FOR 90% DD | 2025-11-08 |

| | |
|----------------|------|
| KEY PLAN (NTS) | SEAL |
|----------------|------|

PROJECT TITLE
UNIVERSITY OF TORONTO
**33 URSULA FRANKLIN
MATH OFFICE
RENOVATION**

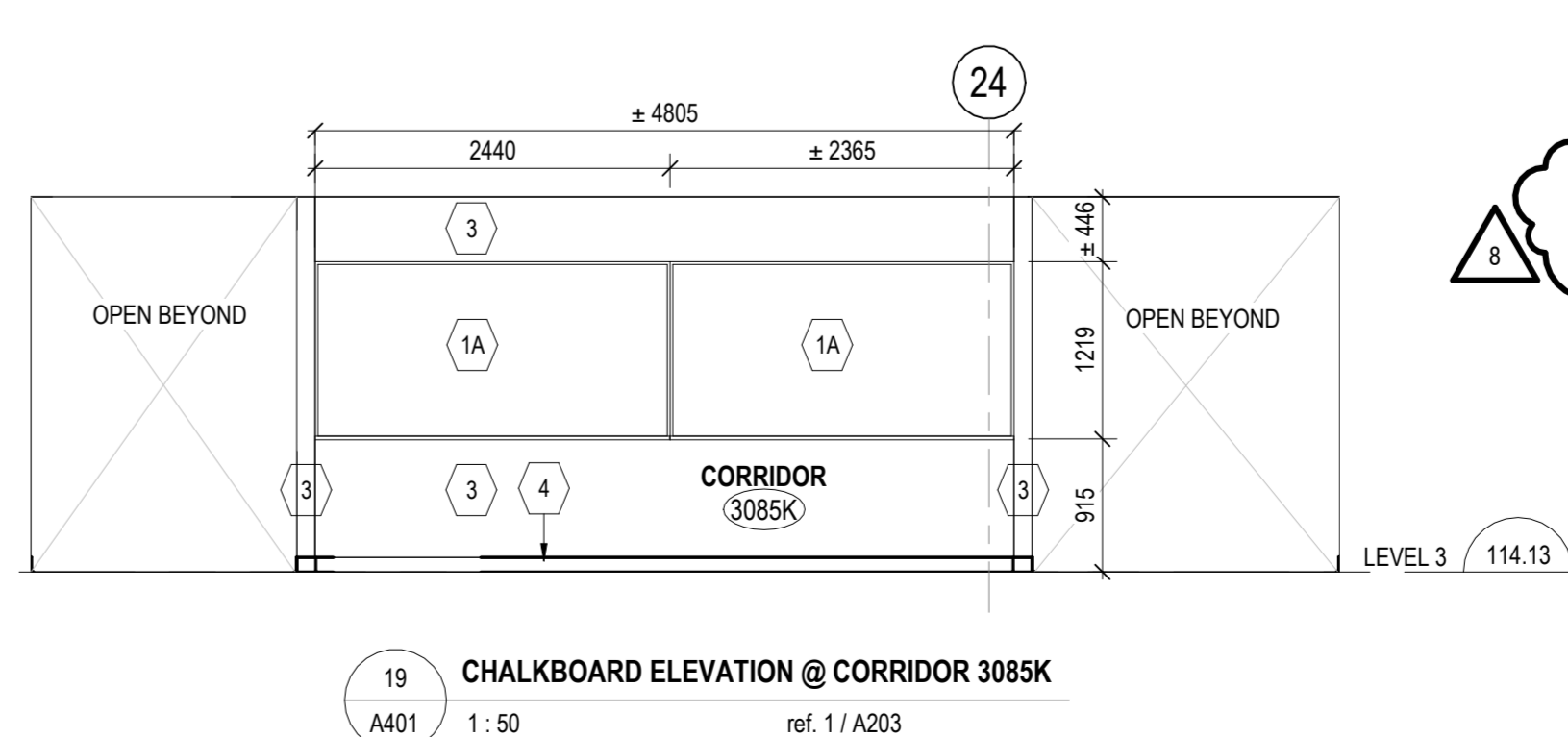
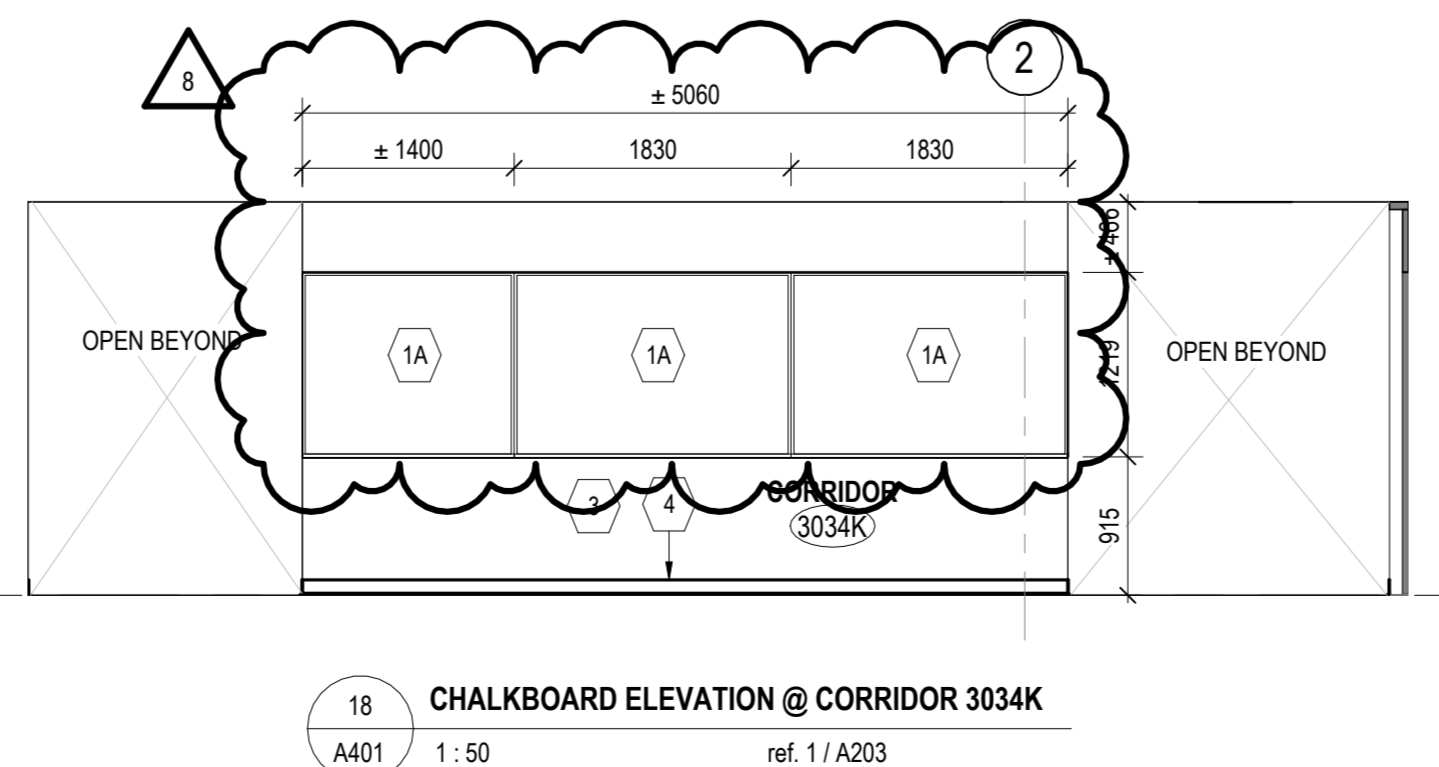
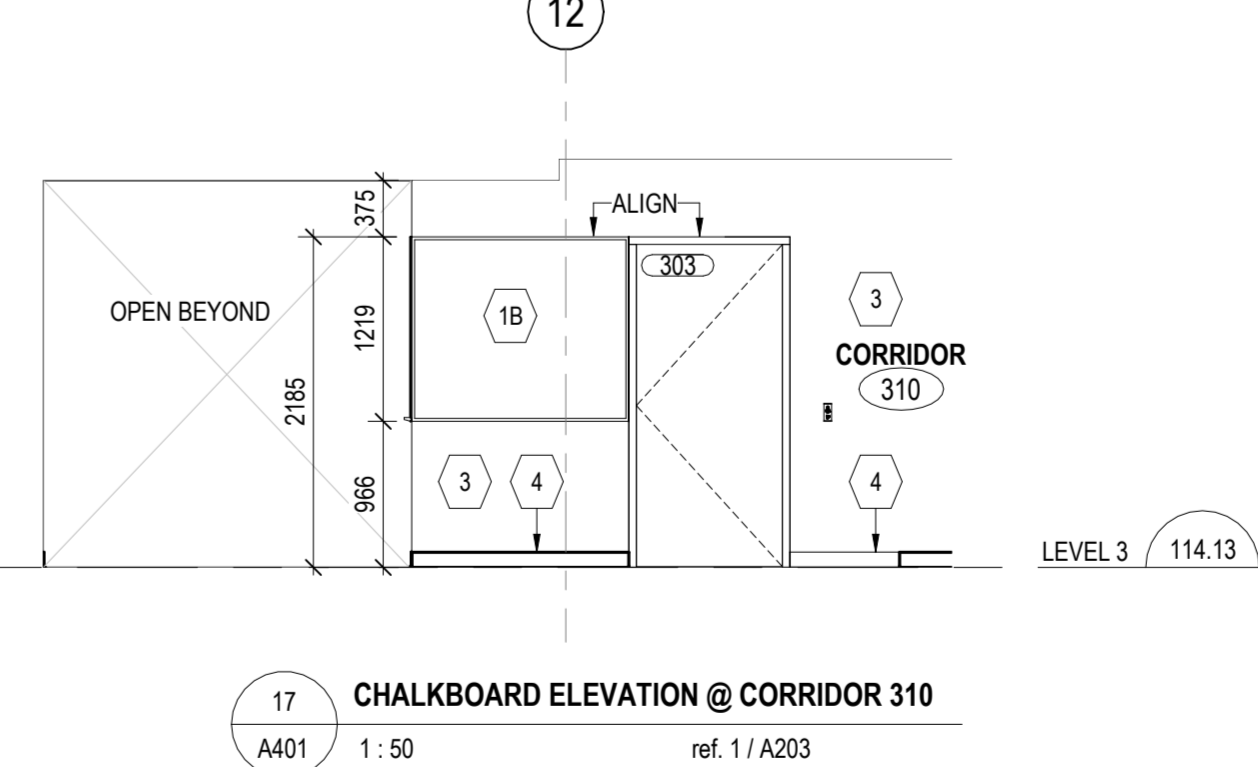
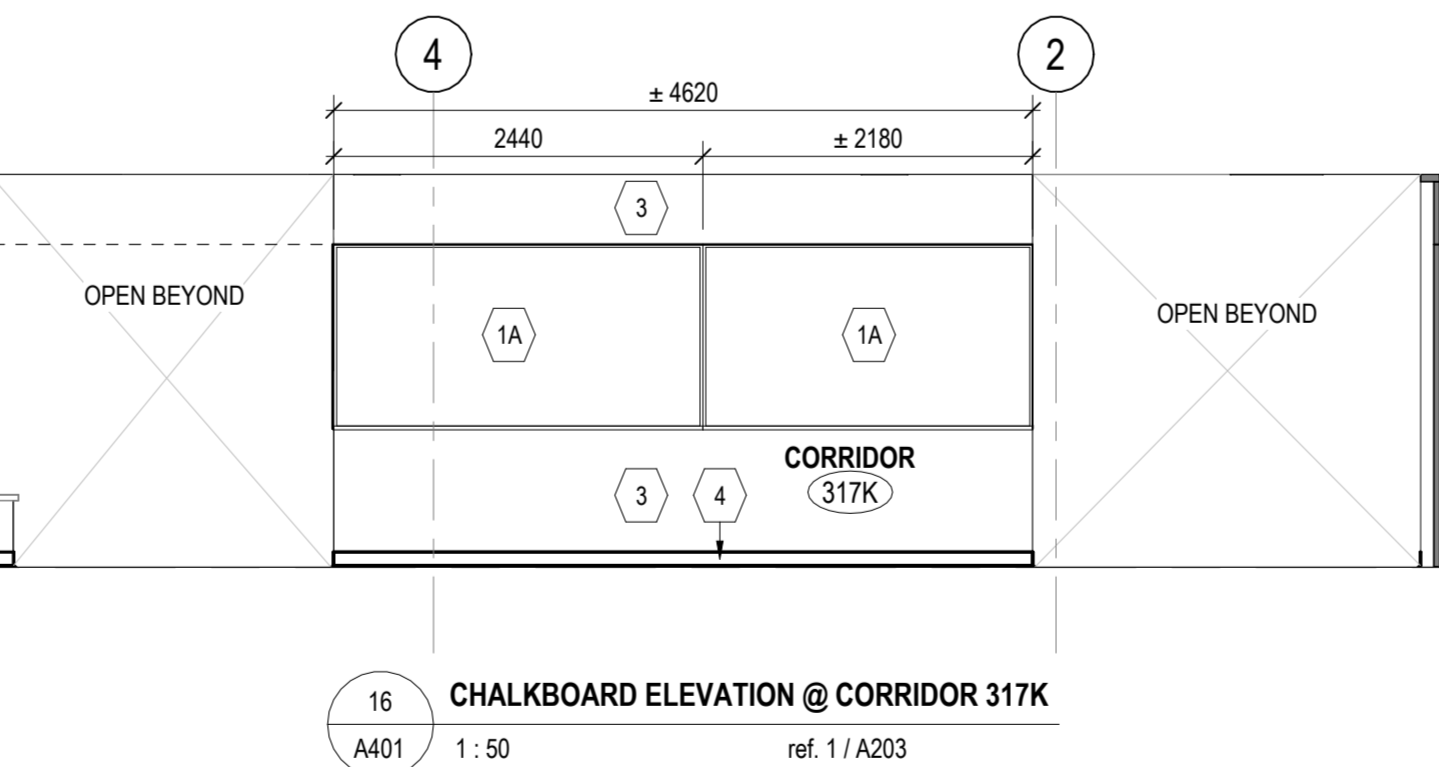
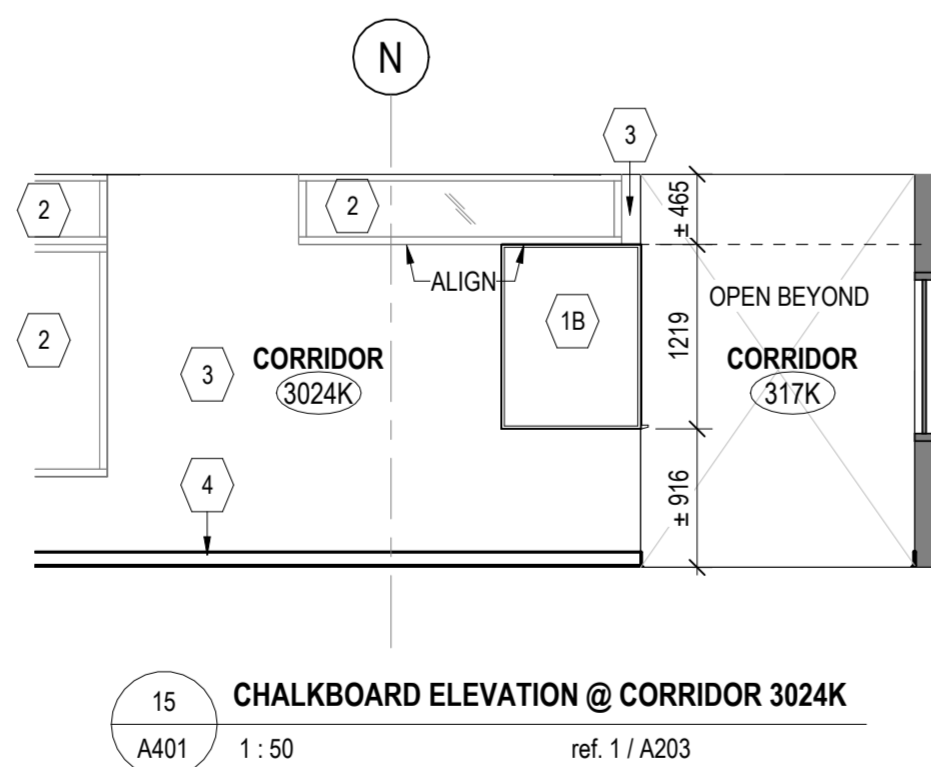
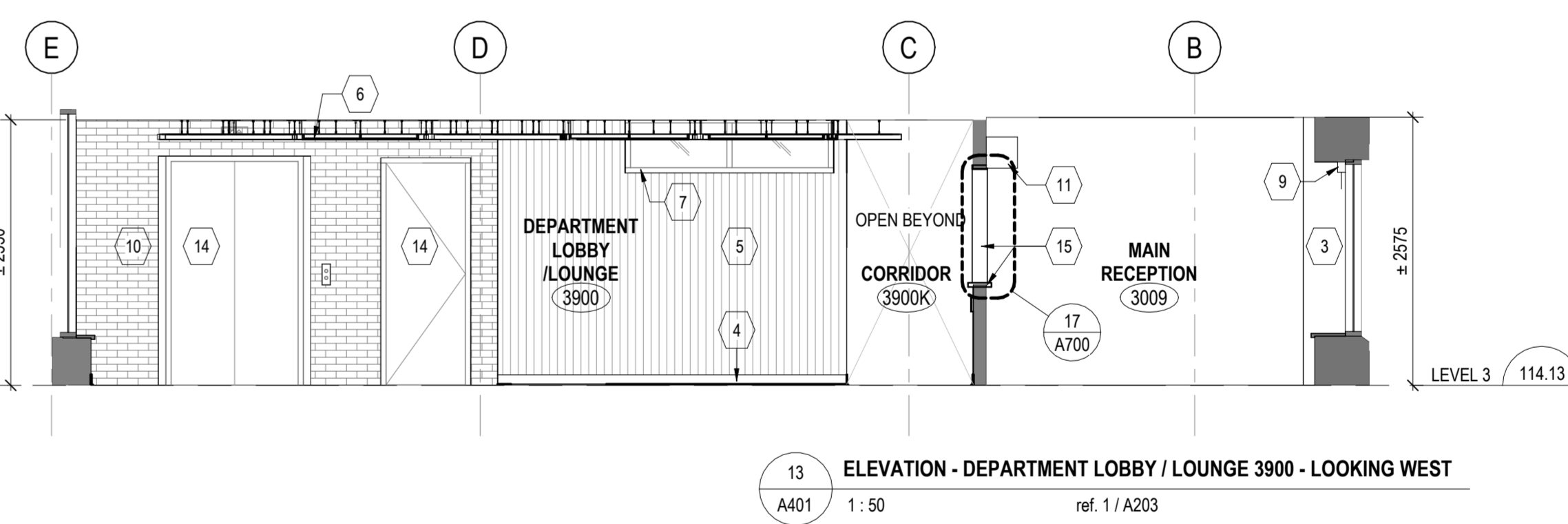
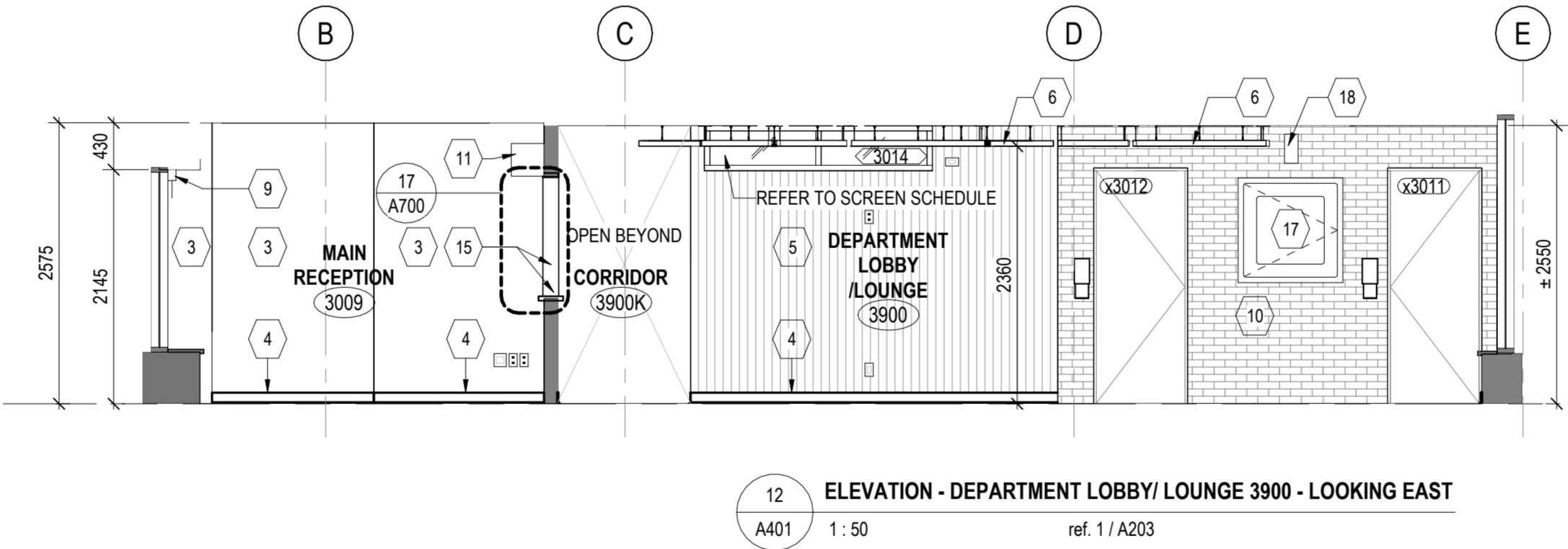
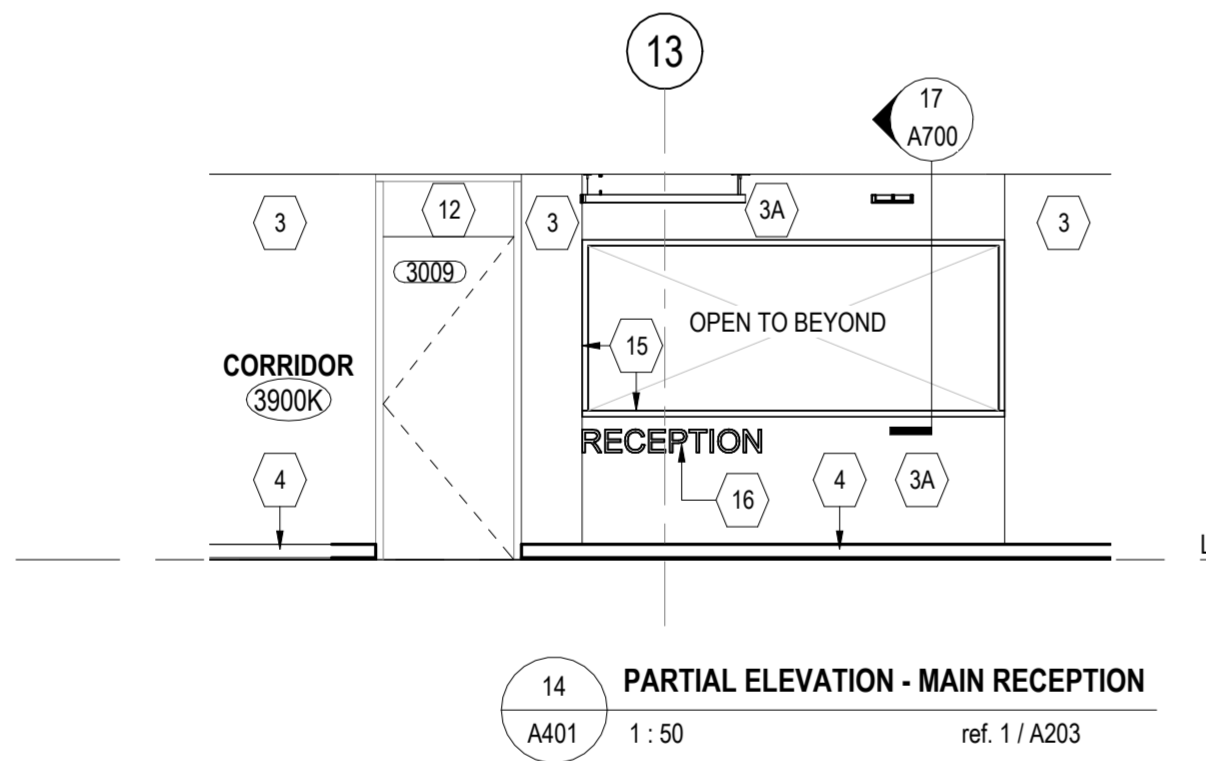
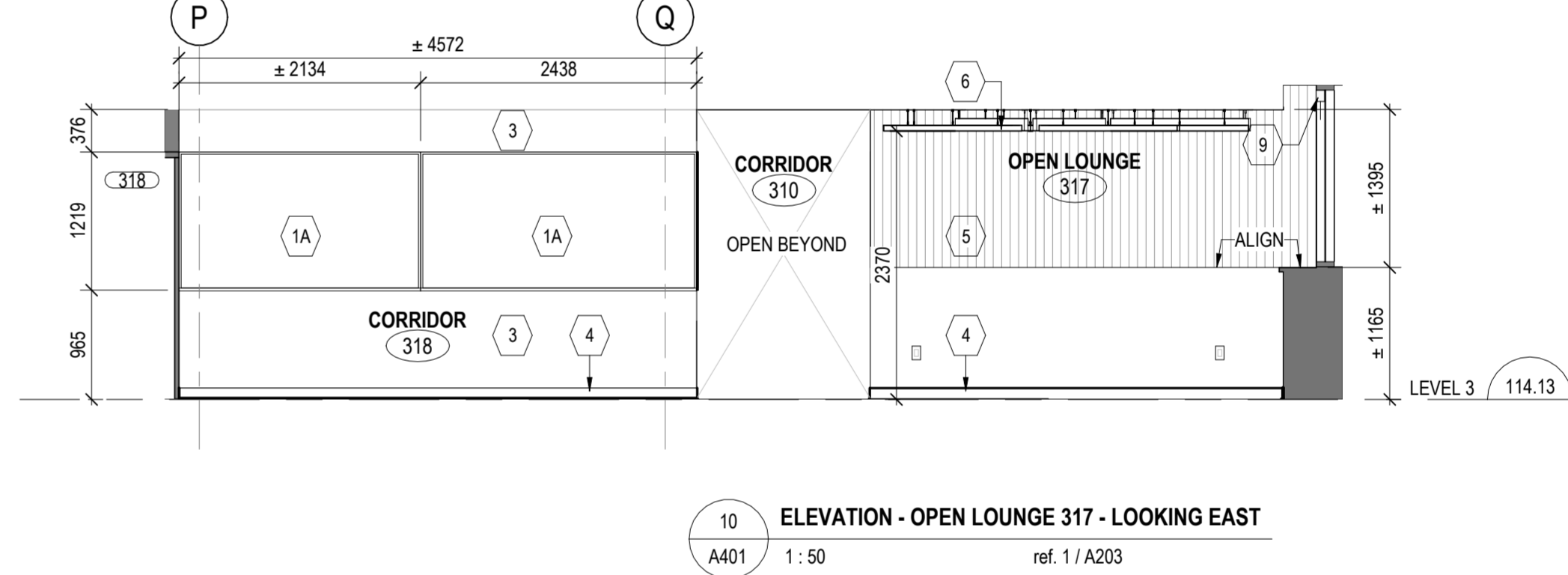
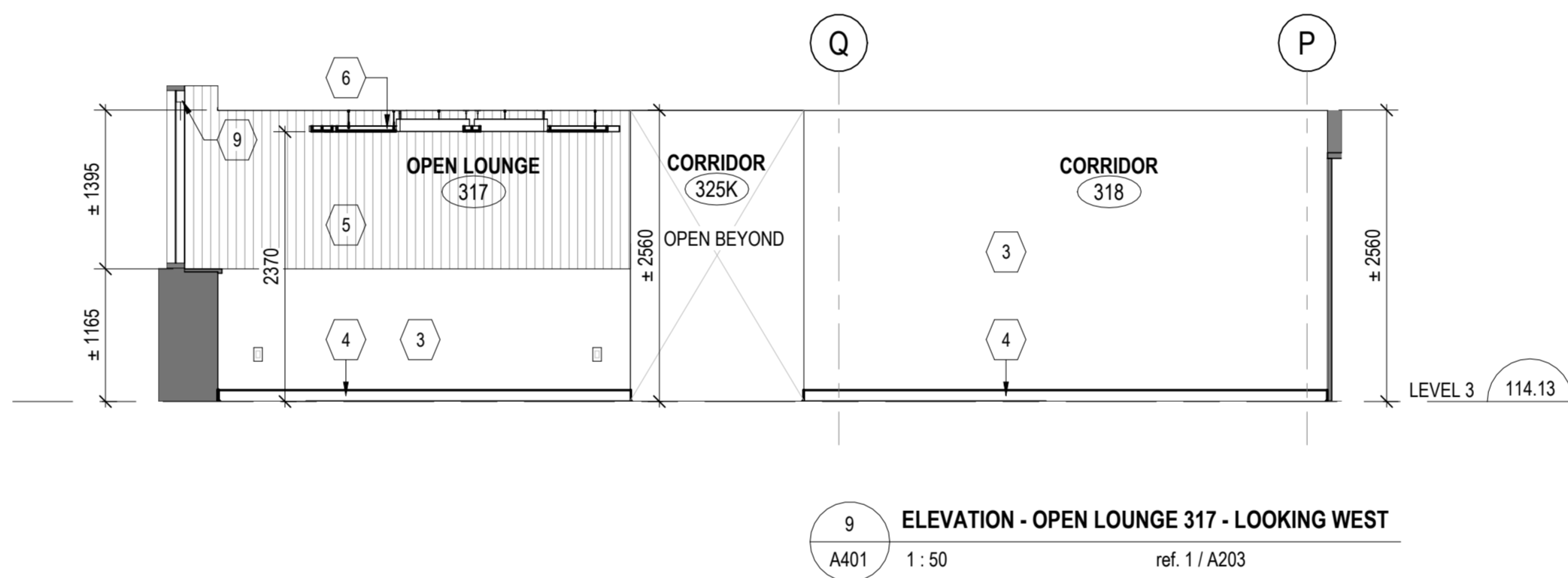
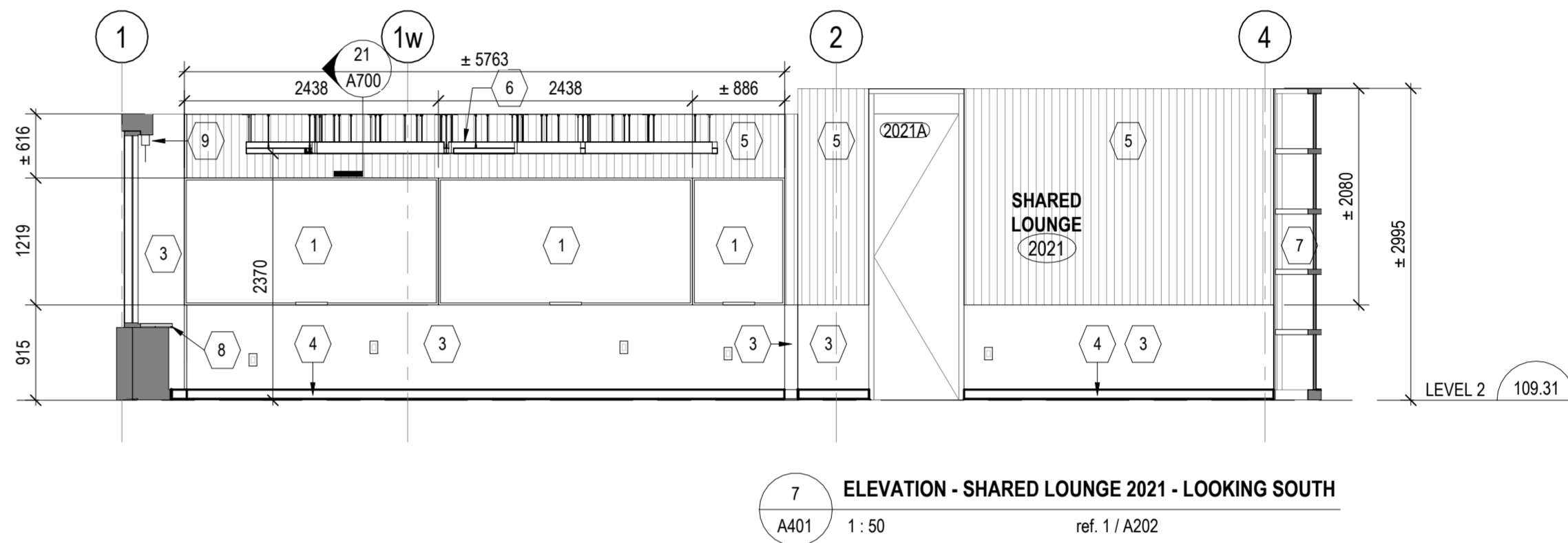
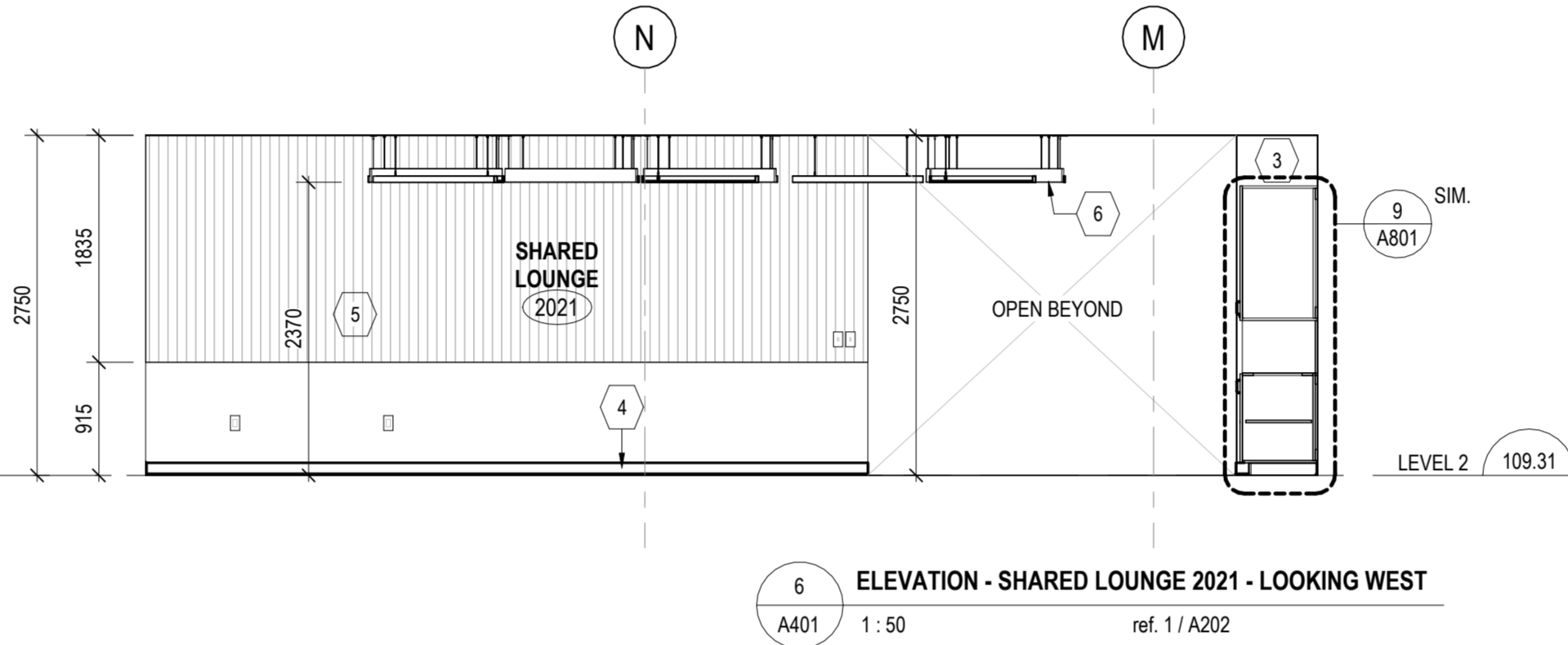
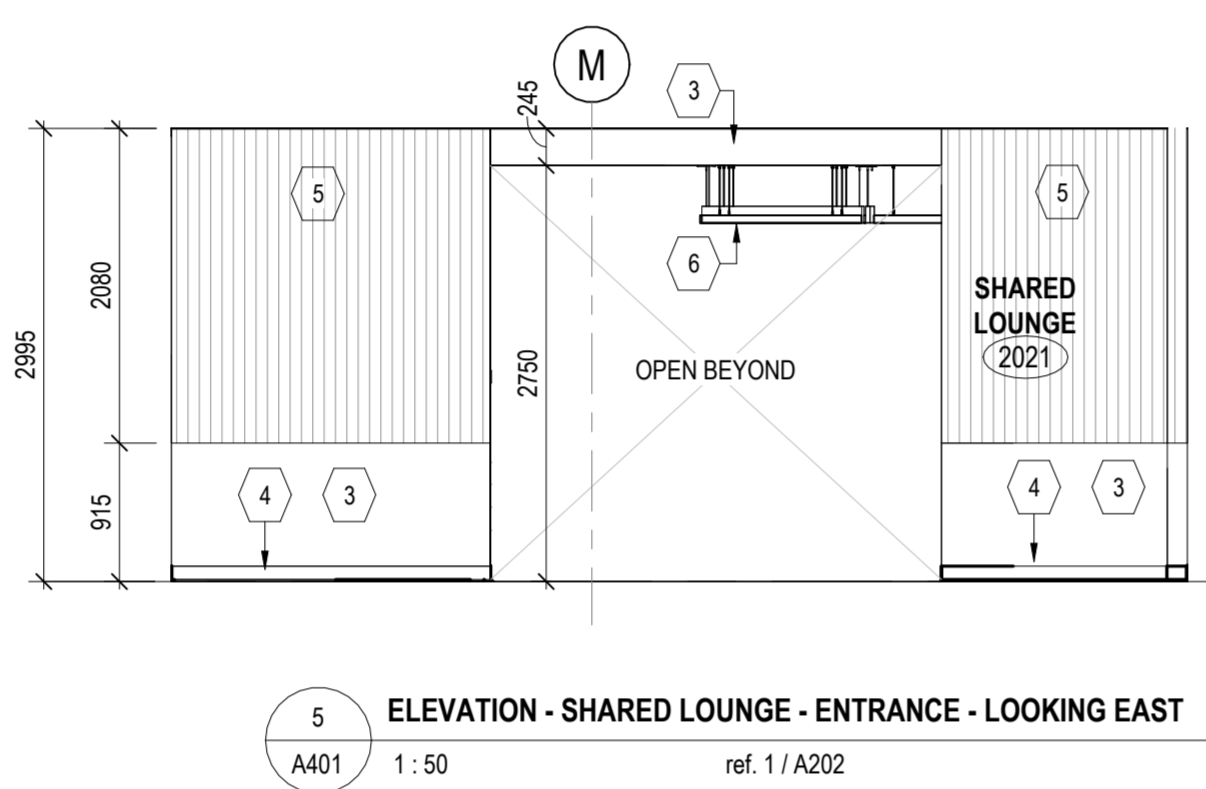
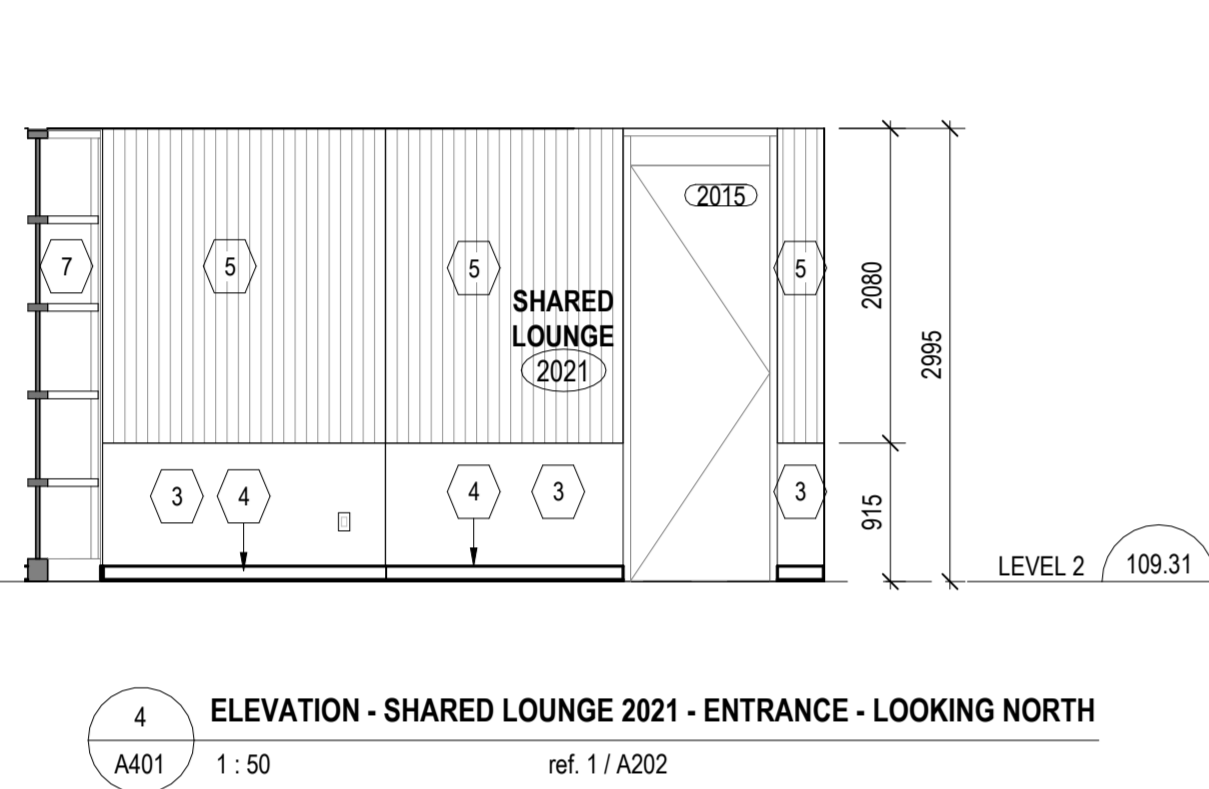
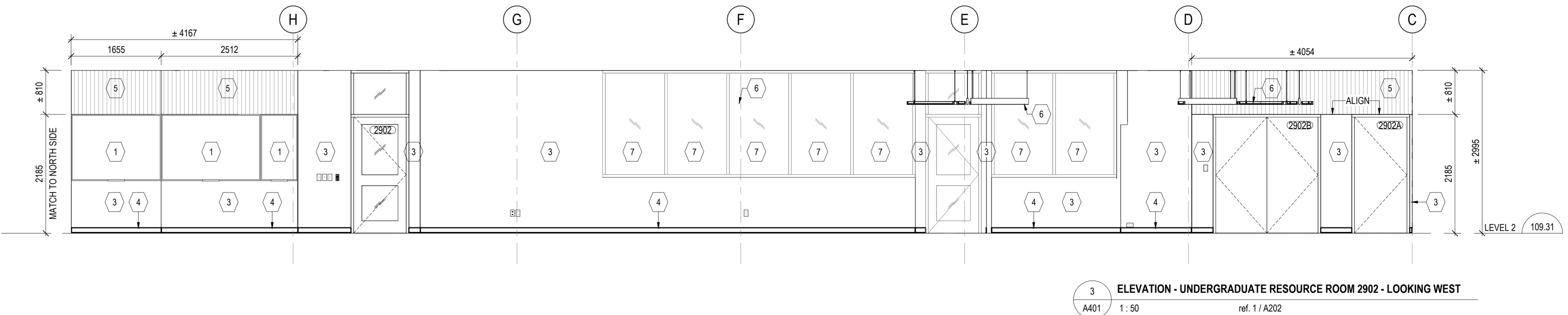
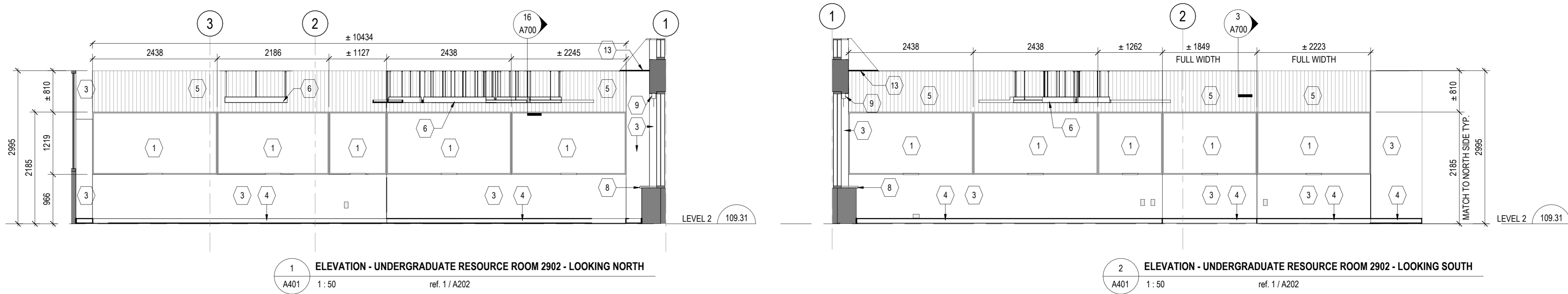
33 URSULA FRANKLIN ST.
DRAWING SHEET TITLE
**LEVEL 3 WASHROOM
PLANS & ELEVATIONS**

| | |
|--|--------------------------|
| DRAWN BY: AS | SCALE: As indicated |
| REVIEWED BY: SC | DATE CREATED: 2026/02/11 |
| UNIVERSITY PROJECT NUMBER: NORTH POINT | |

P164-24-165

| | |
|-------------------------------|-------------------------|
| DRAWING NUMBER A231 | REV. NUMBER 8 |
|-------------------------------|-------------------------|

C:\Users\songan\Documents\164-25-165_A_26_anita.song.rvt 2026-05-01 4:34:58 PM



| CONSTRUCTION NOTES | |
|--------------------|--|
| No. | DESCRIPTION |
| 1 | PROVIDE NEW CHALKBOARD c/w CUSTOM LENGTH CHALK TRAY |
| 1A | PROVIDE NEW CHALKBOARD c/w FULL LENGTH CHALK TRAY |
| 1B | PROVIDE NEW CHALKBOARD w/o CHALK TRAY |
| 2 | PAINT EXISTING WINDOW FRAME |
| 3 | PAINT EXISTING AND NEW GWB PARTITIONS |
| 3A | PAINT WALLS W/ HIGHLIGHTED COLOUR |
| 4 | WALL BASE, REFER TO ROOM FINISH SCHEDULE |
| 5 | ACOUSTIC WALL PANELS |
| 6 | CEILING MOUNTED ACOUSTIC TILES AND LIGHT FIXTURES. SEE RCPs AND ELEC. DWGS |
| 7 | EXISTING INTERIOR SCREEN TO REMAIN. PAINT SCREEN FRAME |
| 8 | PROVIDE NEW PLAM WINDOW SILL. SEE DETAILS |
| 9 | NEW WINDOW SHADE |
| 10 | EXISTING BRICK MASONRY TO REMAIN |
| 11 | EXISTING WINDOW SHUTTER TO REMAIN |
| 12 | PAINT EXISTING TRANSOM TO MATCH NEW DOOR AND DOOR FRAME COLOUR |
| 13 | PROVIDE NEW PLASTIC COVER C/W TRIM. SEE RCP DWG |
| 14 | REPAINT EXISTING DOOR AND DOOR FRAME |
| 15 | PROVIDE NEW COUNTER AND PAINTED FRAME AROUND RECEPTION DESK OPENING IN WALL - SEE DETAIL |
| 16 | RECEPTION SIGNAGE (N.I.C.) |
| 17 | REPAINT FIVE DOOR AND DOOR FRAME |
| 17 | PROVIDE NEW DOOR AND DOOR FRAME TO MATCH EXISTING DOOR FRAME COLOUR |

KEY PLAN (NTS)

SEAL

PROJECT TITLE
UNIVERSITY OF TORONTO
**33 URSULA FRANKLIN
MATH OFFICE
RENOVATION**

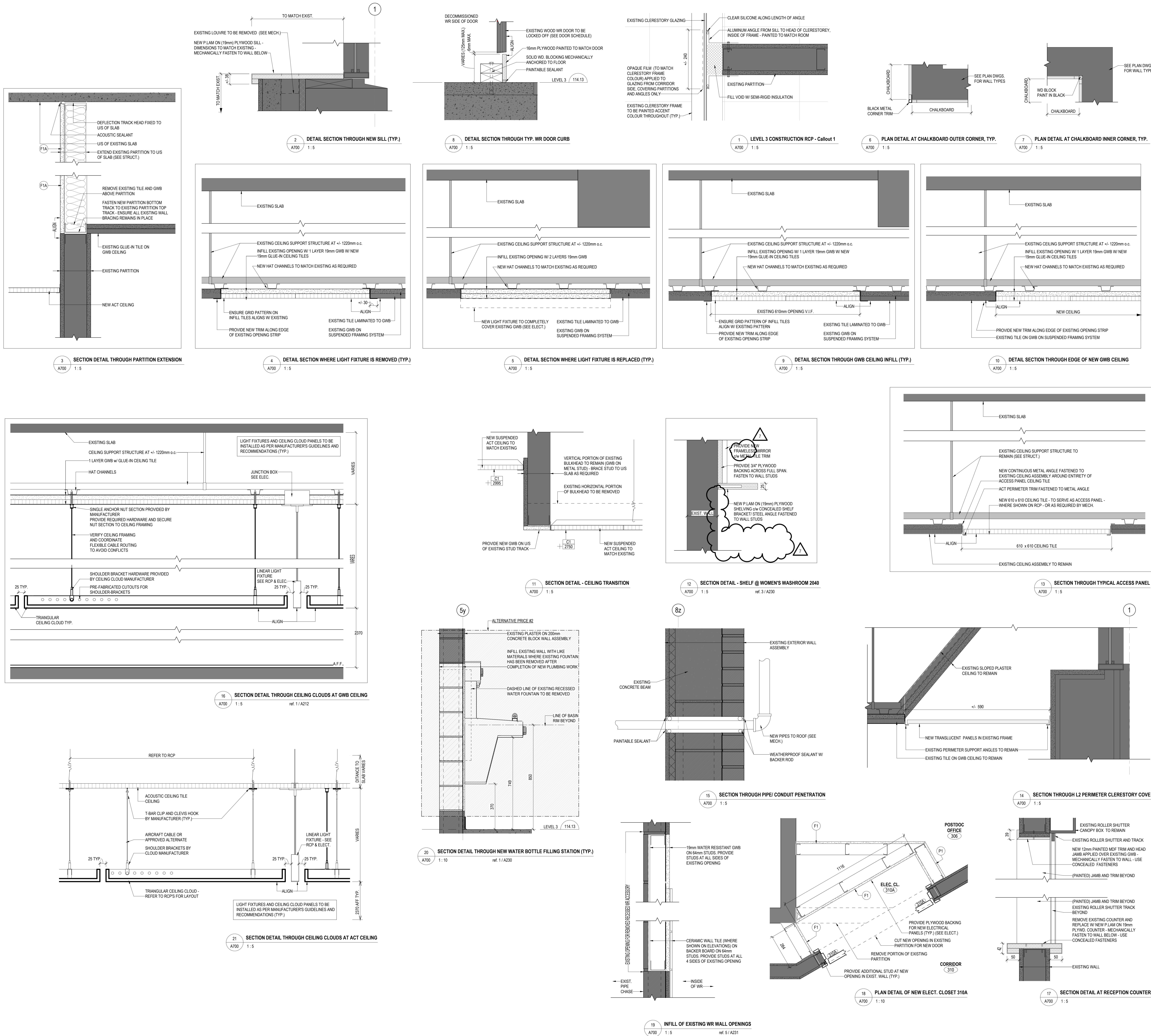
DRAWING SHEET TITLE
INTERIOR ELEVATIONS

DRAWN BY: AS SCALE: 1:50
REVIEWED BY: SC DATE CREATED: 2026/02/11
UNIVERSITY PROJECT NUMBER: NORTH POINT

P164-24-165

DRAWING NUMBER
A401
REV. NUMBER
8

C:\Users\songant\Documents\164-25-165_A_26_anita.song.rvt 2026-05-04 9:51:15 AM



| ROOM FINISH SCHEDULE | | | | | | | | | | | |
|----------------------|---------|-----------------------------|-----------|---------|----------|---------------|-------------|--------|--|--|--|
| DL | Level | ROOM NAME | FLOORING | | | WALL | CEILING | | REMARKS | | |
| | | | FLOOR | BASE | MATERIAL | | MATERIAL | FINISH | | | |
| 2002 | LEVEL 2 | MENS WC | EX EPOXY | EX COVE | EXIST. | NEW WALL TILE | EX GLUE-IN | NONE | SEE WR DETAILS A230 & A231 | | |
| 2003 | LEVEL 2 | WOMENS WC | EX EPOXY | EX COVE | EXIST. | NEW WALL TILE | EX GLUE-IN | NONE | SEE WR DETAILS A230 & A231 | | |
| 2015 | LEVEL 2 | GRAD STUDENTS RESOURCE ROOM | CP11 | VINYL.1 | EXIST. | PAINT | NEW ACT | N/A | ROOM CONTAINS WALL MOUNTED ACOUSTIC PANEL - SEE DETAILS | | |
| 2021 | LEVEL 2 | SHARED LOUNGE | CP11 | VCT1 | EXIST. | PAINT | NEW ACT | N/A | ROOM CONTAINS CEILING MOUNTED AND WALL MOUNTED ACOUSTIC PANELS - SEE DETAILS | | |
| 2021A | LEVEL 2 | COATS STORAGE | VC11 | VINYL.1 | EXIST. | PAINT | EXIST. ACT | N/A | | | |
| 2038 | LEVEL 2 | MENS EAST BF WIC | EX EPOXY | EX COVE | EXIST. | NEW WALL TILE | EX GLUE-IN | NONE | SEE WR DETAILS A230 & A231 | | |
| 2040 | LEVEL 2 | WOMENS EAST BF WIC | EX EPOXY | EX COVE | EXIST. | NEW WALL TILE | EX GLUE-IN | NONE | SEE WR DETAILS A230 & A231 | | |
| 2901 | LEVEL 2 | CORRIDOR | VARIABLES | VINYL.1 | EXIST. | PAINT | EX GLUE-IN | NONE | SEE FLOORING PLAN 1A2223 FOR FLOOR FINISH | | |
| 2902 | LEVEL 2 | UNDERGRADUATE RESOURCE ROOM | CP11 | VINYL.1 | EXIST. | PAINT | NEW GLUE-IN | NONE | ROOM CONTAINS CEILING MOUNTED AND WALL MOUNTED ACOUSTIC PANELS - SEE DETAILS | | |
| 2903A | LEVEL 2 | COATS STORAGE | VC11 | VINYL.1 | EXIST. | PAINT | EX GLUE-IN | NONE | SEE WR DETAILS A230 & A231 | | |
| 2909 | LEVEL 2 | ELEC. CL. | VC11 | VINYL.1 | EXIST. | PAINT | NEW GLUE-IN | NONE | SEE WR DETAILS A230 & A231 | | |
| 2903 | LEVEL 2 | CORRIDOR | EXIST. | EXIST. | EXIST. | PAINT | EX GLUE-IN | NONE | | | |

| | | | | | | | | | | |
|-------|---------|----------------------------|------------|---------|--------|---------------------|-------------|-------|---|---|
| 303 | LEVEL 3 | FACULTY LOUNGE | VCT1 | VINYL.1 | EXIST. | PAINT | NEW ACT | N/A | | |
| 304 | LEVEL 3 | ALL-GENER EXIST. BF WIC | RF 1 | VINYL.1 | EXIST. | NEW WALL TILE/PAINT | EXIST. | ACT | N/A | SEE WR DETAILS A230 & A231 |
| 306 | LEVEL 3 | POSTDOC OFFICE | CP11 | VINYL.1 | EXIST. | PAINT | EXIST. | ACT | N/A | |
| 307 | LEVEL 3 | POSTDOC OFFICE | CP11 | VINYL.1 | EXIST. | PAINT | EXIST. | ACT | N/A | |
| 308 | LEVEL 3 | POSTDOC OFFICE | CP11 | VINYL.1 | EXIST. | PAINT | EXIST. | ACT | N/A | |
| 310 | LEVEL 3 | CORRIDOR | VCT1/VCT4 | VINYL.1 | EXIST. | PAINT | EXIST. | ACT | N/A | SEE FLOORING PLAN 1A2233 FOR FLOOR FINISH |
| 310A | LEVEL 3 | ELEC. CL. | VCT1 | VINYL.1 | EXIST. | PAINT | NONE OPEN | N/A | | SEE DETAIL ON A700 |
| 311 | LEVEL 3 | FACULTY OFFICE | CP11 | VINYL.1 | EXIST. | PAINT | EXIST. | ACT | N/A | |
| 312 | LEVEL 3 | FACULTY OFFICE | CP11 | VINYL.1 | EXIST. | PAINT | EXIST. | ACT | N/A | |
| 313 | LEVEL 3 | FACULTY OFFICE | CP11 | VINYL.1 | EXIST. | PAINT | EXIST. | ACT | N/A | |
| 314 | LEVEL 3 | FACULTY OFFICE | CP11 | VINYL.1 | EXIST. | PAINT | EXIST. | ACT | N/A | |
| 315 | LEVEL 3 | FACULTY OFFICE | CP11 | VINYL.1 | EXIST. | PAINT | EX GLUE-IN | N/A | | |
| 316 | LEVEL 3 | FACULTY OFFICE | CP11 | VINYL.1 | EXIST. | PAINT | EXIST. | ACT | N/A | |
| 317 | LEVEL 3 | OPEN LOUNGE | VCT1/VCT4 | VINYL.1 | EXIST. | PAINT | NEW ACT | N/A | | SEE FLOORING PLAN 1A2233 FOR FLOOR FINISH |
| 317K | LEVEL 3 | CORRIDOR | EXIST/VCT4 | VINYL.1 | EXIST. | PAINT | EXIST. | ACT | N/A | SEE FLOORING PLAN 1A2233 FOR FLOOR FINISH |
| 318 | LEVEL 3 | CORRIDOR | VCT1/VCT4 | VINYL.1 | EXIST. | PAINT | NEW ACT | N/A | | SEE FLOORING PLAN 1A2233 FOR FLOOR FINISH |
| 319 | LEVEL 3 | FACULTY OFFICE | CP11 | VINYL.1 | EXIST. | PAINT | EXIST. | ACT | N/A | |
| 320 | LEVEL 3 | FACULTY OFFICE | CP11 | VINYL.1 | EXIST. | PAINT | EXIST. | ACT | N/A | |
| 321 | LEVEL 3 | FACULTY OFFICE | CP11 | VINYL.1 | EXIST. | PAINT | EXIST. | ACT | N/A | |
| 322 | LEVEL 3 | FACULTY OFFICE | CP11 | VINYL.1 | EXIST. | PAINT | EXIST. | ACT | N/A | |
| 323 | LEVEL 3 | FACULTY OFFICE | CP11 | VINYL.1 | EXIST. | PAINT | EXIST. | ACT | N/A | |
| 324 | LEVEL 3 | FACULTY OFFICE | CP11 | VINYL.1 | EXIST. | PAINT | EXIST. | ACT | N/A | |
| 325 | LEVEL 3 | GRADUATE OFFICE | CP11 | VINYL.1 | EXIST. | PAINT | EXIST. | ACT | N/A | |
| 326K | LEVEL 3 | CORRIDOR | VCT1/VCT4 | VINYL.1 | EXIST. | PAINT | EXIST. | ACT | N/A | SEE FLOORING PLAN 1A2233 FOR FLOOR FINISH |
| 327 | LEVEL 3 | TOUCH-DOWN SPACE | CP11 | VINYL.1 | EXIST. | PAINT | NEW ACT | N/A | | |
| 327K | LEVEL 3 | CORRIDOR | EXIST/VCT3 | VINYL.1 | EXIST. | PAINT | EXIST. | ACT | N/A | SEE FLOORING PLAN 1A2233 FOR FLOOR FINISH |
| 328 | LEVEL 3 | FACULTY OFFICE | CP11 | VINYL.1 | EXIST. | PAINT | NEW ACT | N/A | | |
| 329 | LEVEL 3 | FACULTY OFFICE | CP11 | VINYL.1 | EXIST. | PAINT | NEW ACT | N/A | | |
| 330 | LEVEL 3 | ALL-GENER WIC | RF 1 | VINYL.1 | EXIST. | NEW WALL TILE/PAINT | EXIST. | ACT | N/A | SEE WR DETAILS A230 & A231 |
| 331 | LEVEL 3 | GRADUATE OFFICE | CP11 | VINYL.1 | EXIST. | PAINT | NEW ACT | N/A | | |
| 332 | LEVEL 3 | GRADUATE OFFICE | CP11 | VINYL.1 | EXIST. | PAINT | EXIST. | ACT | N/A | |
| 3001 | LEVEL 3 | MEETING ROOM 1 | CP11 | VINYL.1 | EXIST. | PAINT | EX GLUE-IN | NONE | SOME NEW CEILING WORK SEE RCP | |
| 3002 | LEVEL 3 | FACULTY OFFICE | CP11 | VINYL.1 | EXIST. | PAINT | EX GLUE-IN | NONE | SOME NEW CEILING WORK SEE RCP | |
| 3003 | LEVEL 3 | FACULTY OFFICE | CP11 | VINYL.1 | EXIST. | PAINT | EX GLUE-IN | NONE | SOME NEW CEILING WORK SEE RCP | |
| 3004 | LEVEL 3 | FACULTY OFFICE | CP11 | VINYL.1 | EXIST. | PAINT | EX GLUE-IN | NONE | SOME NEW CEILING WORK SEE RCP | |
| 3005 | LEVEL 3 | FACULTY OFFICE | CP11 | VINYL.1 | EXIST. | PAINT | EX GLUE-IN | NONE | SOME NEW CEILING WORK SEE RCP | |
| 3007A | LEVEL 3 | PRINTER ROOM | VCT1 | VINYL.1 | EXIST. | PAINT | NEW GLUE-IN | NONE | SOME NEW CEILING WORK SEE RCP | |
| 3008 | LEVEL 3 | FACULTY OFFICE | CP11 | VINYL.1 | EXIST. | PAINT | EX GLUE-IN | NONE | SOME NEW CEILING WORK SEE RCP | |
| 3009 | LEVEL 3 | MAIN RECEPTION | CP11 | VINYL.1 | EXIST. | PAINT | EX GLUE-IN | NONE | SOME NEW CEILING WORK SEE RCP | |
| 3011 | LEVEL 3 | MENS WC | EX EPOXY | EX COVE | EXIST. | NEW WALL TILE/PAINT | EX GLUE-IN | NONE | SEE WR DETAILS A230 & A231 | |
| 3012 | LEVEL 3 | WOMENS WC | EX EPOXY | EX COVE | EXIST. | NEW WALL TILE/PAINT | EX GLUE-IN | NONE | SEE WR DETAILS A230 & A231 | |
| 3013 | LEVEL 3 | STAFF OFFICE | CP11 | VINYL.1 | EXIST. | PAINT | EX GLUE-IN | NONE | SOME NEW CEILING WORK SEE RCP | |
| 3014 | LEVEL 3 | STAFF LOUNGE / KITCHENETTE | VCT1 | VINYL.1 | EXIST. | PAINT | NEW GLUE-IN | NONE | SOME NEW CEILING WORK SEE RCP | |
| 3015 | LEVEL 3 | FACULTY OFFICE | CP11 | VINYL.1 | EXIST. | PAINT | EX GLUE-IN | NONE | SOME NEW CEILING WORK SEE RCP | |
| 3016 | LEVEL 3 | FACULTY OFFICE | CP11 | VINYL.1 | EXIST. | PAINT | NEW GLUE-IN | NONE | SOME NEW CEILING WORK SEE RCP | |
| 3017 | LEVEL 3 | FACULTY OFFICE | CP11 | VINYL.1 | EXIST. | PAINT | EX GLUE-IN | NONE | SOME NEW CEILING WORK SEE RCP | |
| 3018 | LEVEL 3 | FACULTY OFFICE | CP11 | VINYL.1 | EXIST. | PAINT | NEW GLUE-IN | NONE | SOME NEW CEILING WORK SEE RCP | |
| 3019 | LEVEL 3 | FACULTY OFFICE | CP11 | VINYL.1 | EXIST. | PAINT | EX GLUE-IN | NONE | SOME NEW CEILING WORK SEE RCP | |
| 3020 | LEVEL 3 | FACULTY OFFICE | CP11 | VINYL.1 | EXIST. | PAINT | EX GLUE-IN | NONE | SOME NEW CEILING WORK SEE RCP | |
| 3021 | LEVEL 3 | MEETING ROOM 2 | CP11 | VINYL.1 | EXIST. | PAINT | EX GLUE-IN | NONE | SOME NEW CEILING WORK SEE RCP | |
| 3022 | LEVEL 3 | MENS WC | EX EPOXY | EX COVE | EXIST. | NEW WALL TILE/PAINT | EX GLUE-IN | NONE | SEE WR DETAILS A230 & A231 | |
| 3023 | LEVEL 3 | WOMENS WC | EX EPOXY | EX COVE | EXIST. | NEW WALL TILE/PAINT | EX GLUE-IN | NONE | SEE WR DETAILS A230 & A231 | |
| 3023K | LEVEL 3 | CORRIDOR | EXIST/VCT5 | VINYL.1 | EXIST. | PAINT | EX GLUE-IN | NONE | SOME NEW CEILING WORK SEE RCP - SEE FLOORING PLAN 1A2233 FOR FLOOR FINISH | |
| 3024K | LEVEL 3 | CORRIDOR | EXIST/VCT1 | VINYL.1 | EXIST. | PAINT | EX GLUE-IN | NONE | SOME NEW CEILING WORK SEE RCP - SEE FLOORING PLAN 1A2233 FOR FLOOR FINISH | |
| 3025 | LEVEL 3 | GRADUATE OFFICE | CP11 | VINYL.1 | EXIST. | PAINT | EX GLUE-IN | NONE | SOME NEW CEILING WORK SEE RCP | |
| 3026A | LEVEL 3 | JANITOR | RF 1 | VINYL.1 | EXIST. | PAINT | EX GWB | PAINT | | |
| 3030 | LEVEL 3 | SEMINAR ROOM | CP11 | VINYL.1 | EXIST. | PAINT | NEW ACT | N/A | | |
| 3033 | LEVEL 3 | GRADUATE OFFICE | CP11 | VINYL.1 | EXIST. | PAINT | EX GLUE-IN | NONE | SOME NEW CEILING WORK SEE RCP | |
| 3034 | LEVEL 3 | POSTDOC OFFICE | CP11 | VINYL.1 | EXIST. | PAINT | EX GLUE-IN | NONE | SOME NEW CEILING WORK SEE RCP | |
| 3034K | LEVEL 3 | CORRIDOR | EXIST/VCT5 | VINYL.1 | EXIST. | PAINT | EX GLUE-IN | NONE | SEE FLOORING PLAN 1A2233 FOR FLOOR FINISH | |
| 3037 | LEVEL 3 | GRADUATE OFFICE | CP11 | VINYL.1 | EXIST. | PAINT | EX GLUE-IN | NONE | SOME NEW CEILING WORK SEE RCP | |
| 3038 | LEVEL 3 | POSTDOC OFFICE | CP11 | VINYL.1 | EXIST. | PAINT | EX GLUE-IN | NONE | SOME NEW CEILING WORK SEE RCP | |
| 3039 | LEVEL 3 | POSTDOC OFFICE | CP11 | VINYL.1 | EXIST. | PAINT | EX GLUE-IN | NONE | SOME NEW CEILING WORK SEE RCP | |
| 3041 | LEVEL 3 | GRADUATE OFFICE | CP11 | VINYL.1 | EXIST. | PAINT | EX GLUE-IN | NONE | SOME NEW CEILING WORK SEE RCP | |
| 3042 | LEVEL 3 | POSTDOC OFFICE | CP11 | VINYL.1 | EXIST. | PAINT | EX GLUE-IN | NONE | SOME NEW CEILING WORK SEE RCP | |
| 3043 | LEVEL 3 | GRADUATE OFFICE | CP11 | VINYL.1 | EXIST. | PAINT | NEW GLUE-IN | NONE | SOME NEW CEILING WORK SEE RCP | |
| 3044 | LEVEL 3 | FACULTY OFFICE | CP11 | VINYL.1 | EXIST. | PAINT | EX GLUE-IN | NONE | SOME NEW CEILING WORK SEE RCP | |
| 3045 | LEVEL 3 | GRADUATE OFFICE | CP11 | VINYL.1 | EXIST. | PAINT | NEW GLUE-IN | NONE | SOME NEW CEILING WORK SEE RCP | |
| 3045K | LEVEL 3 | CORRIDOR | VCT1/VCT5 | VINYL.1 | EXIST. | PAINT | EX GLUE-IN | NONE | SOME NEW CEILING WORK SEE RCP - SEE FLOORING PLAN 1A2233 FOR FLOOR FINISH | |
| 3046 | LEVEL 3 | FACULTY OFFICE | CP11 | VINYL.1 | EXIST. | PAINT | EX GLUE-IN | NONE | SOME NEW CEILING WORK SEE RCP | |
| 3047 | LEVEL 3 | GRADUATE OFFICE | CP11 | VINYL.1 | EXIST. | PAINT | EX GLUE-IN | NONE | SOME NEW CEILING WORK SEE RCP | |
| 3048 | LEVEL 3 | GRADUATE OFFICE | CP11 | VINYL.1 | EXIST. | PAINT | EX GLUE-IN | NONE | SOME NEW CEILING WORK SEE RCP | |
| 3048K | LEVEL 3 | CORRIDOR | EXIST/VCT5 | VINYL.1 | EXIST. | PAINT | EX GLUE-IN | NONE | SEE WR DETAILS A230 & A231 | |
| 3049 | LEVEL 3 | WOMENS WC | EX EPOXY | EX COVE | EXIST. | NEW WALL TILE | EX GLUE-IN | NONE | SEE WR DETAILS A230 & A231 | |
| 3056K | LEVEL 3 | CORRIDOR | EXIST/VCT1 | VINYL.1 | EXIST. | PAINT | EX GLUE-IN | NONE | SOME NEW CEILING WORK SEE RCP | |
| 3060 | LEVEL 3 | JANITOR | EX EPOXY | VINYL.1 | EXIST. | PAINT | EX GWB | PAINT | | |
| 3060K | LEVEL 3 | CORRIDOR | EXIST/VCT3 | VINYL.1 | EXIST. | PAINT | EX GLUE-IN | NONE | SOME NEW CEILING WORK SEE RCP | |
| 3067 | LEVEL 3 | WOMENS WIC | EX EPOXY | EX COVE | EXIST. | NEW WALL TILE/PAINT | EX GLUE-IN | NONE | SEE WR DETAILS A230 & A231 | |
| 3068 | LEVEL 3 | MENS WIC | EX EPOXY | EX COVE | EXIST. | NEW WALL TILE/PAINT | EX GLUE-IN | NONE | SEE WR DETAILS A230 & A231 | |
| 3071 | LEVEL 3 | SCANNING ROOM | VCT1 | VINYL.1 | EXIST. | PAINT | EX GLUE-IN | NONE | SEE WR DETAILS A230 & A231 | |
| 3071K | LEVEL 3 | CORRIDOR | VCT1/VCT3 | VINYL.1 | EXIST. | PAINT | EX GLUE-IN | NONE | SOME NEW CEILING WORK SEE RCP - SEE FLOORING PLAN 1A2233 FOR FLOOR FINISH | |
| 3072 | LEVEL 3 | GRADUATE OFFICE | CP11 | VINYL.1 | EXIST. | PAINT | EX GLUE-IN | NONE | SOME NEW CEILING WORK SEE RCP | |
| 3073 | LEVEL 3 | GRADUATE OFFICE | CP11 | VINYL.1 | EXIST. | PAINT | EX GLUE-IN | NONE | SOME NEW CEILING WORK SEE RCP | |
| 3074 | LEVEL 3 | STORAGE | VCT1 | VINYL.1 | EXIST. | PAINT | EX GLUE-IN | NONE | SOME NEW CEILING WORK SEE RCP | |
| 3074K | LEVEL 3 | CORRIDOR | VCT1/VCT3 | VINYL.1 | EXIST. | PAINT | EX GLUE-IN | NONE | SEE FLOORING PLAN 1A2233 FOR FLOOR FINISH | |
| 3075 | LEVEL 3 | TOUCH-DOWN | CP11 | VINYL.1 | EXIST. | PAINT | EX GLUE-IN | NONE | SOME NEW CEILING WORK SEE RCP | |
| 3077 | LEVEL 3 | STORAGE | VCT1 | VINYL.1 | EXIST. | PAINT | EX GLUE-IN | NONE | SOME NEW CEILING WORK SEE RCP | |
| 3078 | LEVEL 3 | GRADUATE OFFICE | CP11 | VINYL.1 | EXIST. | PAINT | EX GLUE-IN | NONE | SOME NEW CEILING WORK SEE RCP | |
| 3080 | LEVEL 3 | FACULTY OFFICE | CP11 | VINYL.1 | EXIST. | PAINT | EX GLUE-IN | NONE | SOME NEW CEILING WORK SEE RCP | |
| 3081 | LEVEL 3 | FACULTY OFFICE | CP11 | VINYL.1 | EXIST. | PAINT | EX GLUE-IN | NONE | SOME NEW CEILING WORK SEE RCP | |
| 3082 | LEVEL 3 | FACULTY OFFICE | CP11 | VINYL.1 | EXIST. | PAINT | EX GLUE-IN | NONE | SOME NEW CEILING WORK SEE RCP | |
| 3083 | LEVEL 3 | FACULTY OFFICE | CP11 | VINYL.1 | EXIST. | PAINT | EX GLUE-IN | NONE | SOME NEW CEILING WORK SEE RCP | |
| 3084 | LEVEL 3 | FACULTY OFFICE | CP11 | VINYL.1 | EXIST. | PAINT | EX GLUE-IN | NONE | SOME NEW CEILING WORK SEE RCP | |
| 3086 | LEVEL 3 | FACULTY OFFICE | CP11 | VINYL.1 | EXIST. | PAINT | EX GLUE-IN | NONE | SOME NEW CEILING WORK SEE RCP | |
| 3086K | LEVEL 3 | CORRIDOR | VCT1/VCT3 | VINYL.1 | EXIST. | PAINT | EX GLUE-IN | NONE | SEE FLOORING PLAN 1A2233 FOR FLOOR FINISH | |
| 3088 | LEVEL 3 | FACULTY OFFICE | CP11 | VINYL.1 | EXIST. | PAINT | EX GLUE-IN | NONE | SOME NEW CEILING WORK SEE RCP | |
| 3089 | LEVEL 3 | FACULTY OFFICE | CP11 | VINYL.1 | EXIST. | PAINT | EX GLUE-IN | NONE | SOME NEW CEILING WORK SEE RCP | |
| 3090 | LEVEL 3 | GRADUATE OFFICE | CP11 | VINYL.1 | EXIST. | PAINT | NEW ACT | N/A | | |
| 3090K | LEVEL 3 | CORRIDOR | VCT1/VCT3 | VINYL.1 | EXIST. | PAINT | EX GLUE-IN | NONE | SOME NEW CEILING WORK SEE RCP - SEE FLOORING PLAN 1A2233 FOR FLOOR FINISH | |
| 3091 | LEVEL 3 | POSTDOC OFFICE | CP11 | VINYL.1 | EXIST. | PAINT | EX GLUE-IN | NONE | SOME NEW CEILING WORK SEE RCP | |
| 3092 | LEVEL 3 | POSTDOC OFFICE | CP11 | VINYL.1 | EXIST. | PAINT | EX GLUE-IN | NONE | SOME NEW CEILING WORK SEE RCP | |
| 3093 | LEVEL 3 | POSTDOC OFFICE | CP11 | VINYL.1 | EXIST. | PAINT | EX GLUE-IN | NONE | SOME NEW CEILING WORK SEE RCP | |
| 3094 | LEVEL 3 | POSTDOC OFFICE | CP11 | VINYL.1 | EXIST. | PAINT | EX GLUE-IN | NONE | SOME NEW CEILING WORK SEE RCP | |
| 3096 | LEVEL 3 | POSTDOC OFFICE | CP11 | VINYL.1 | EXIST. | PAINT | EX GLUE-IN | NONE | SOME NEW CEILING WORK SEE RCP | |
| 3096 | LEVEL 3 | POSTDOC OFFICE | CP11 | VINYL.1 | EXIST. | PAINT | EX GLUE-IN | NONE | SOME NEW CEILING WORK SEE RCP | |
| 3106 | LEVEL 3 | GRADUATE OFFICE | CP11 | VINYL.1 | EXIST. | PAINT | EXIST | ACT | N/A | |
| 3106A | LEVEL 3 | TOUCH-DOWN SPACE | CP11 | VINYL.1 | EXIST. | PAINT | EXIST | ACT | N/A | |
| 3107 | LEVEL 3 | MEETING ROOM 3 | CP11 | VINYL.1 | EXIST. | PAINT | EXIST | ACT | N/A | |
| 3107K | LEVEL 3 | CORRIDOR | VCT1/VCT5 | VINYL.1 | EXIST. | PAINT | NEW ACT | N/A | SEE FLOORING PLAN 1A2233 FOR FLOOR FINISH | |
| 3108 | LEVEL 3 | POSTDOC OFFICE | CP11 | VINYL.1 | EXIST. | PAINT | EXIST | ACT | N/A | |
| 3109 | LEVEL 3 | POSTDOC OFFICE | CP11 | VINYL.1 | EXIST. | PAINT | EXIST | ACT | N/A | |
| 3110 | LEVEL 3 | POSTDOC OFFICE | CP11 | VINYL.1 | EXIST. | PAINT | EXIST | ACT | N/A | |
| 3111 | LEVEL 3 | GRADUATE OFFICE | CP11 | VINYL.1 | EXIST. | PAINT | EXIST | ACT | N/A | |
| 3111A | LEVEL 3 | COFFEE STATION | VCT1/VCT5 | VINYL.1 | EXIST. | PAINT | NEW ACT | N/A | | |
| 3000 | LEVEL 3 | DEPARTMENT LOBBY LOUNGE | VCT1/VCT2 | VINYL.1 | EXIST. | PAINT | EX GLUE-IN | NONE | ROOM CONTAINS CEILING MOUNTED AND WALL MOUNTED ACQUISITION PANELS - SEE DETAILS | |
| 3900K | LEVEL 3 | CORRIDOR | VCT1/VCT2 | VINYL.1 | EXIST. | PAINT | EX GLUE-IN | NONE | SOME NEW CEILING WORK SEE RCP - SEE FLOORING PLAN 1A2233 FOR FLOOR FINISH | |